

# → → Fintech in Latin America



# → → Table of Contents

## Fintech in Latin America



# TABLE OF CONTENTS

## Global overview

- [09](#) Number of Fintech startups worldwide 2018, by region
- [10](#) Fintech adoption rates globally 2017, by country
- [11](#) Total volume of alternative finance in the Americas 2016, by region
- [12](#) Perception of risk from Fintech to financial companies worldwide 2017, by region
- [13](#) Expected ROI on Fintech projects among global financial institutions 2017, by region
- [14](#) Number of cashless transactions worldwide 2012-2021, by region

## Latin America

- [16](#) Latin America: total number of fintech startups 2018, by country

# TABLE OF CONTENTS

- [17](#) Latin America: number of new fintech startups 2017, by country
- [18](#) Number of fintechs in Latin America 2016, by country
- [19](#) Fintech initiatives in Latin America as of 2016, by country
- [20](#) Number of fintech initiatives in Latin America 2016, by segment
- [21](#) Share of fintech initiatives in Latin America 2016, by segment
- [22](#) Latin America: alternative finance market size 2014-2016
- [23](#) Latin America: alternative financing market size 2016, by country
- [24](#) Latin America: alternative finance market growth 2016, by country
- [25](#) Latin America: fintech investment deals 2015-2017, by country
- [26](#) LatAm: institutional investors as share of alternative finance 2016

# TABLE OF CONTENTS

## Brazil

- [28](#) Brazil: distribution of fintechs 2018, by sector
- [29](#) Brazil: fintechs distribution 2018, by city
- [30](#) Brazil: investments in selected fintech companies in 2017
- [31](#) Brazil: fintech initiatives 2016, by segment
- [32](#) Brazil: size of alternative finance 2016, by model

## Mexico

- [34](#) Mexico: distribution of fintech startups 2018, by sector
- [35](#) Mexico: fintech distribution 2018, by city

# TABLE OF CONTENTS

- [36](#) Mexico: fundraising amount of selected fintechs 2018
- [37](#) Mexico: distribution of fintech startups 2017, by segment
- [38](#) Mexico: size of alternative finance 2016, by model

## Colombia

- [40](#) Colombia: number of fintech startups 2017, by sector
- [41](#) Colombia: fintech distribution 2017, by city
- [42](#) Colombia: fintech startups distribution 2017, by revenue
- [43](#) Colombia: fintechs distribution 2017, by fundraising value
- [44](#) Colombia: size of alternative finance 2016, by selected models

# TABLE OF CONTENTS

## Other countries

- [46](#) Chile: distribution of fintechs 2017, by sector
- [47](#) Chile: size of alternative finance 2016, by selected models
- [48](#) Argentina: distribution of fintechs 2018, by sector
- [49](#) Argentina: size of alternative finance 2016, by selected model
- [50](#) Peru: distribution of fintechs 2017, by sector
- [51](#) Peru: size of alternative finance 2016, by selected model

→ → Global overview

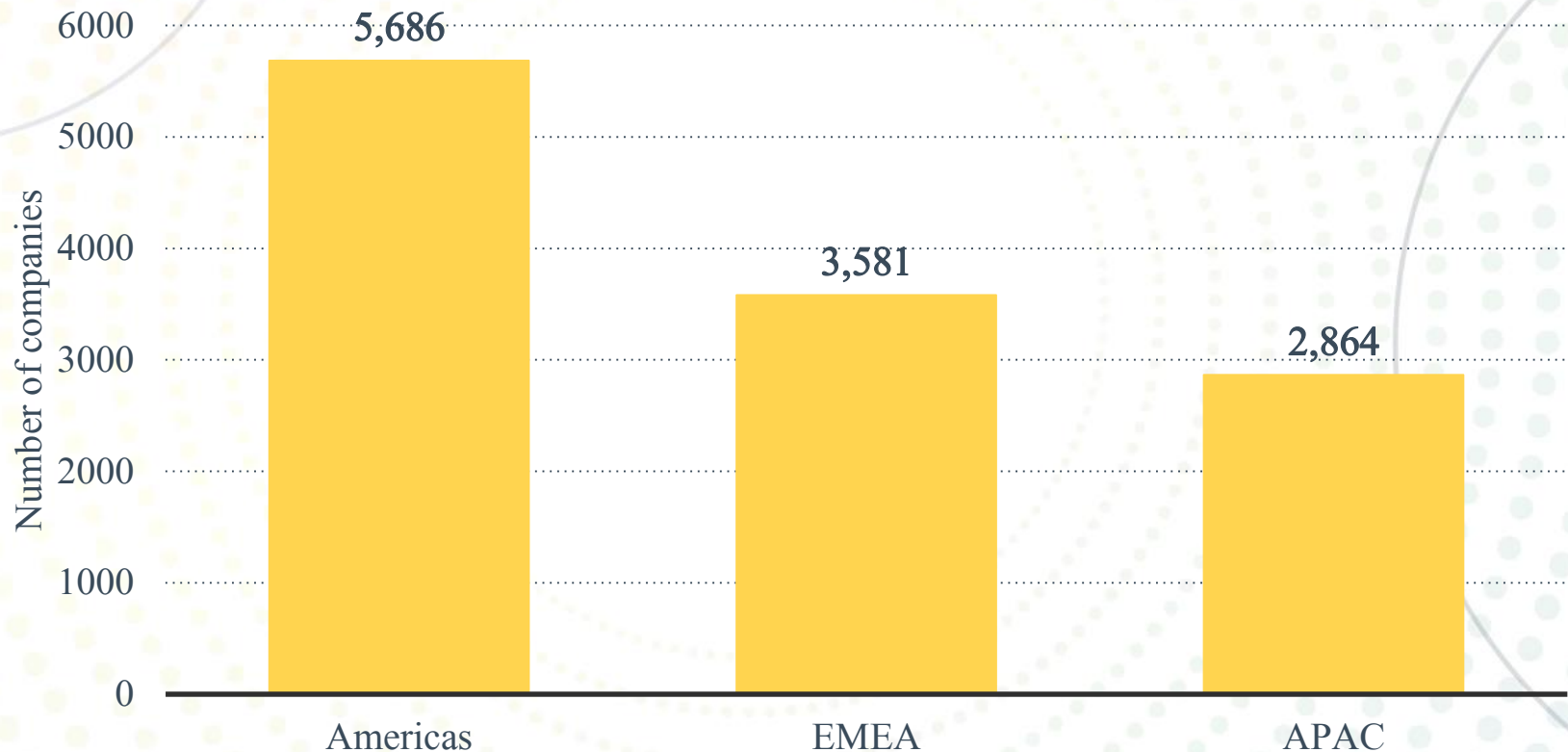
# Fintech in Latin America





# NUMBER OF FINTECH STARTUPS WORLDWIDE AS OF AUGUST 2018, BY REGION

## Number of Fintech startups worldwide 2018, by region



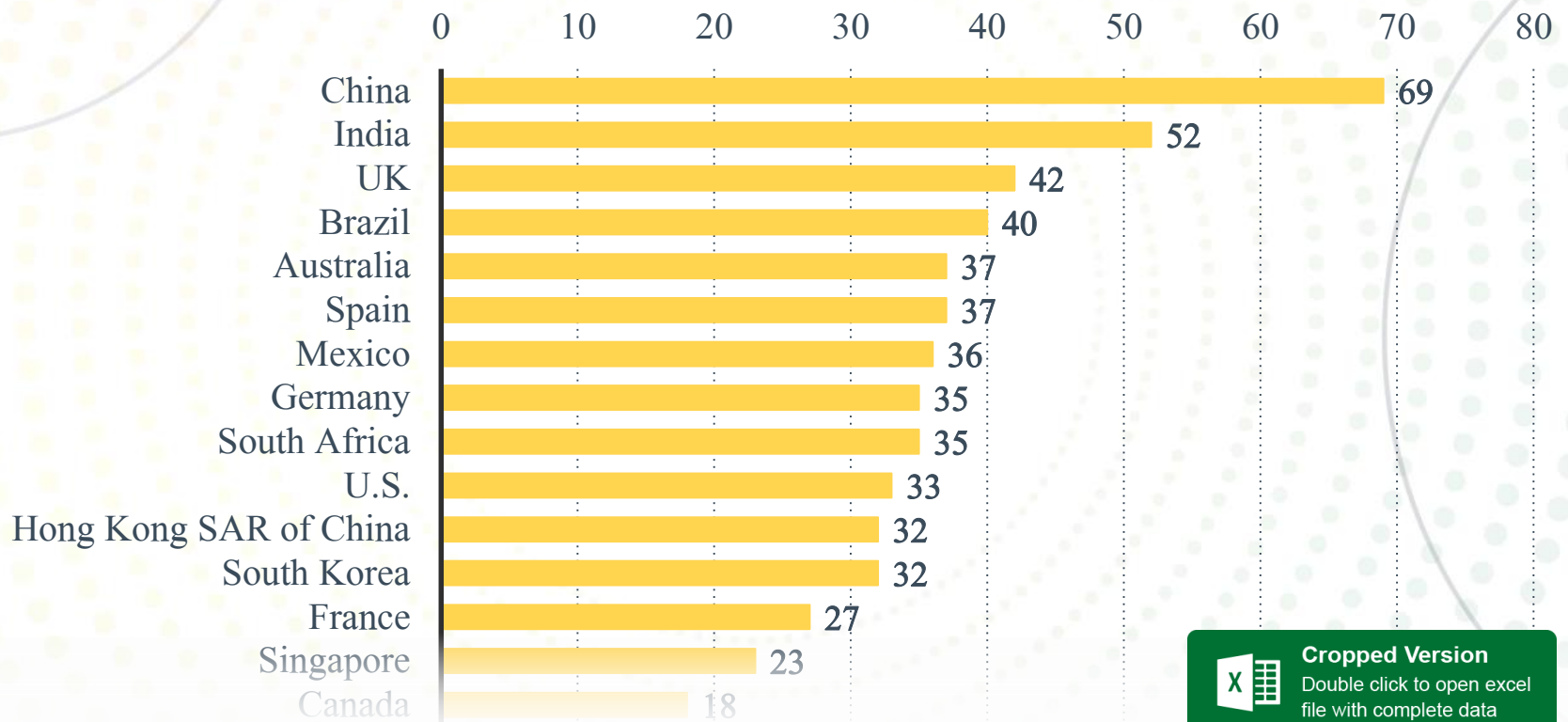
Note: August 2018\*


Further information regarding this statistic can be found on [page 53](#).

Source(s): BCG; [ID 893954](#)

# FINTECH ADOPTION RATES IN SELECTED COUNTRIES WORLDWIDE IN 2017

## Fintech adoption rates globally 2017, by country

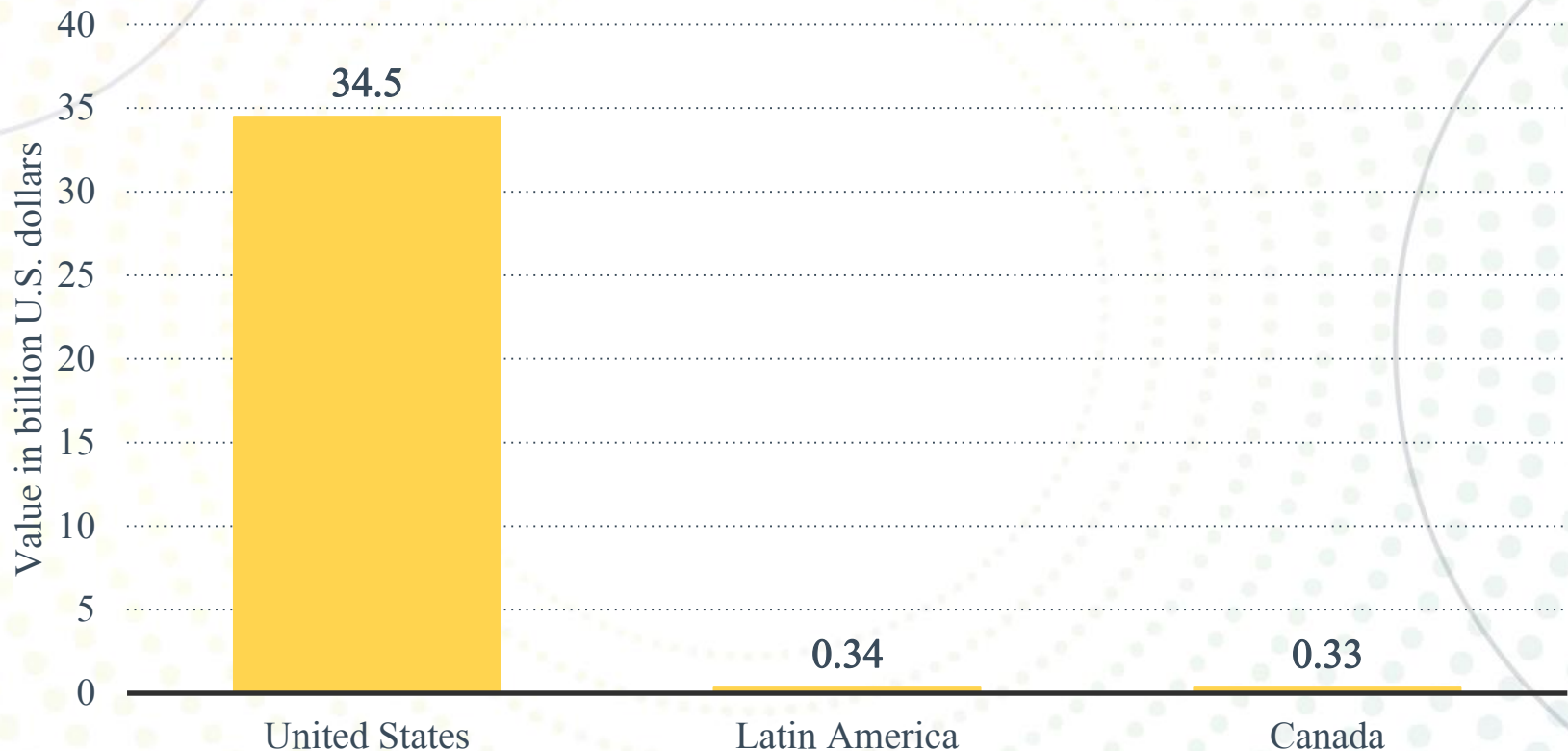


 **Cropped Version**  
Double click to open excel  
file with complete data

**Note:** Worldwide; 18 years and older; 22,535  
Further information regarding this statistic can be found on [page 54](#).  
**Source(s):** BI Intelligence; EY; [ID.608912](#)

# TOTAL VOLUME OF ALTERNATIVE FINANCE IN THE AMERICAS IN 2016, BY REGION (IN BILLION U.S. DOLLARS)

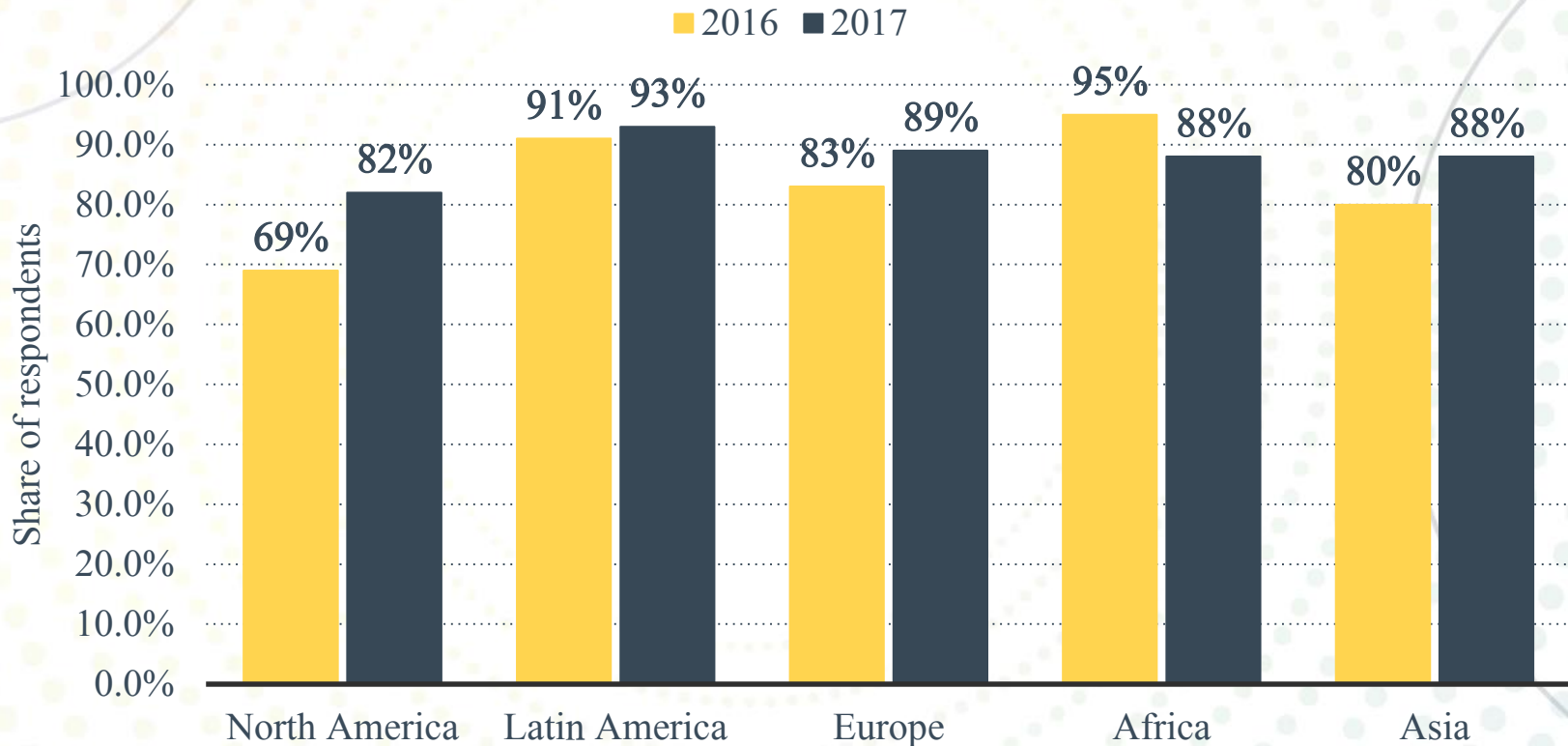
## Total volume of alternative finance in the Americas 2016, by region



**Note:** Canada, Central and South America, United States; 2016  
Further information regarding this statistic can be found on [page 55](#).  
**Source(s):** Cambridge Judge Business School; Chicago Booth; [ID 713457](#)

# SHARE OF FINANCIAL INSTITUTIONS BELIEVING THAT PART OF THEIR BUSINESS IS AT RISK DUE TO FINTECH COMPANIES WORLDWIDE IN 2016 AND 2017, BY REGION

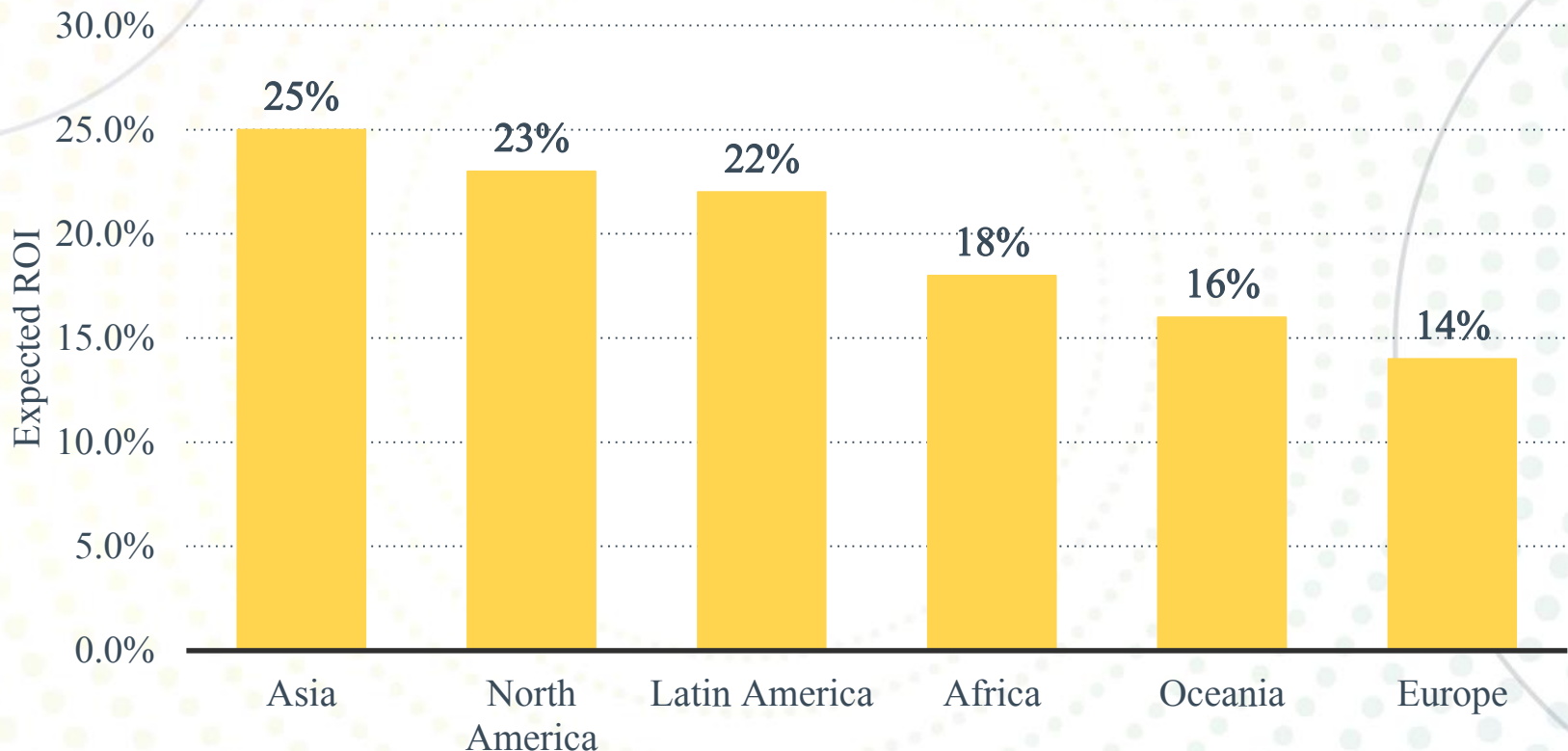
## Perception of risk from Fintech to financial companies worldwide 2017, by region



**Note:** Worldwide; 2017; 18 years and older; 1,308; CEOs, directors/department heads, heads of IT/digital/technology and other top management involved in strategy and innovation from 71 countries  
 Further information regarding this statistic can be found on [page 56](#).  
**Source(s):** PwC; [ID 751431](#)

# EXPECTED RETURN ON INVESTMENT (ROI) ON FINTECH PROJECTS AMONG FINANCIAL INSTITUTIONS WORLDWIDE IN 2017, BY REGION

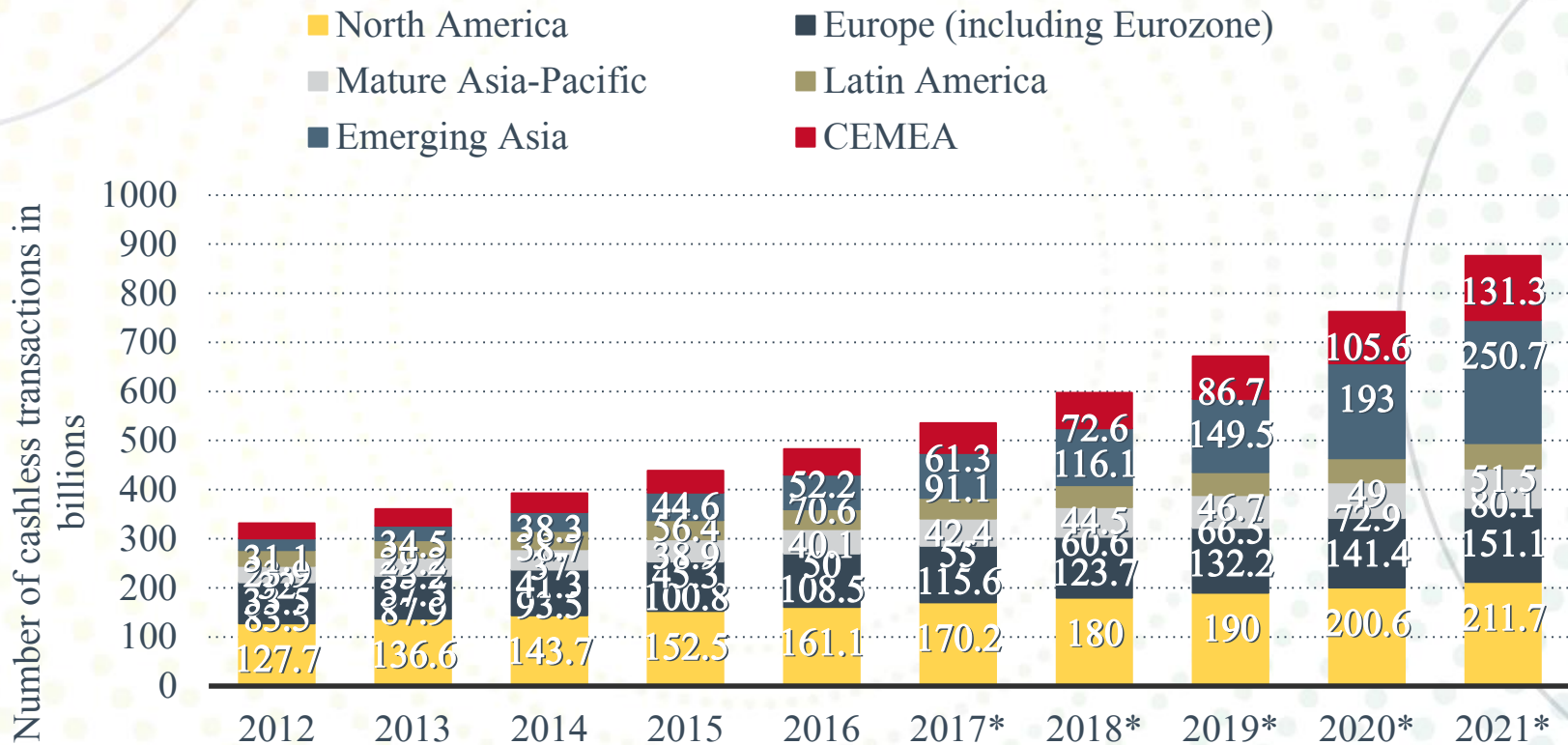
Expected ROI on Fintech projects among global financial institutions 2017, by region



**Note:** Worldwide; 2017; 18 years and older; 1,308; CEOs, directors/department heads, heads of IT/digital/technology and other top management involved in strategy and innovation from 71 countries  
Further information regarding this statistic can be found on [page 57](#).  
**Source(s):** PwC; [ID 751455](#)

# NUMBER OF NON-CASH TRANSACTIONS WORLDWIDE FROM 2012 TO 2021, BY REGION (IN BILLIONS)

## Number of cashless transactions worldwide 2012-2021, by region



Note: Worldwide; 2012 to 2016

Further information regarding this statistic can be found on [page 58](#).

Source(s): Capgemini; ECB; BIS; [ID 265767](#)

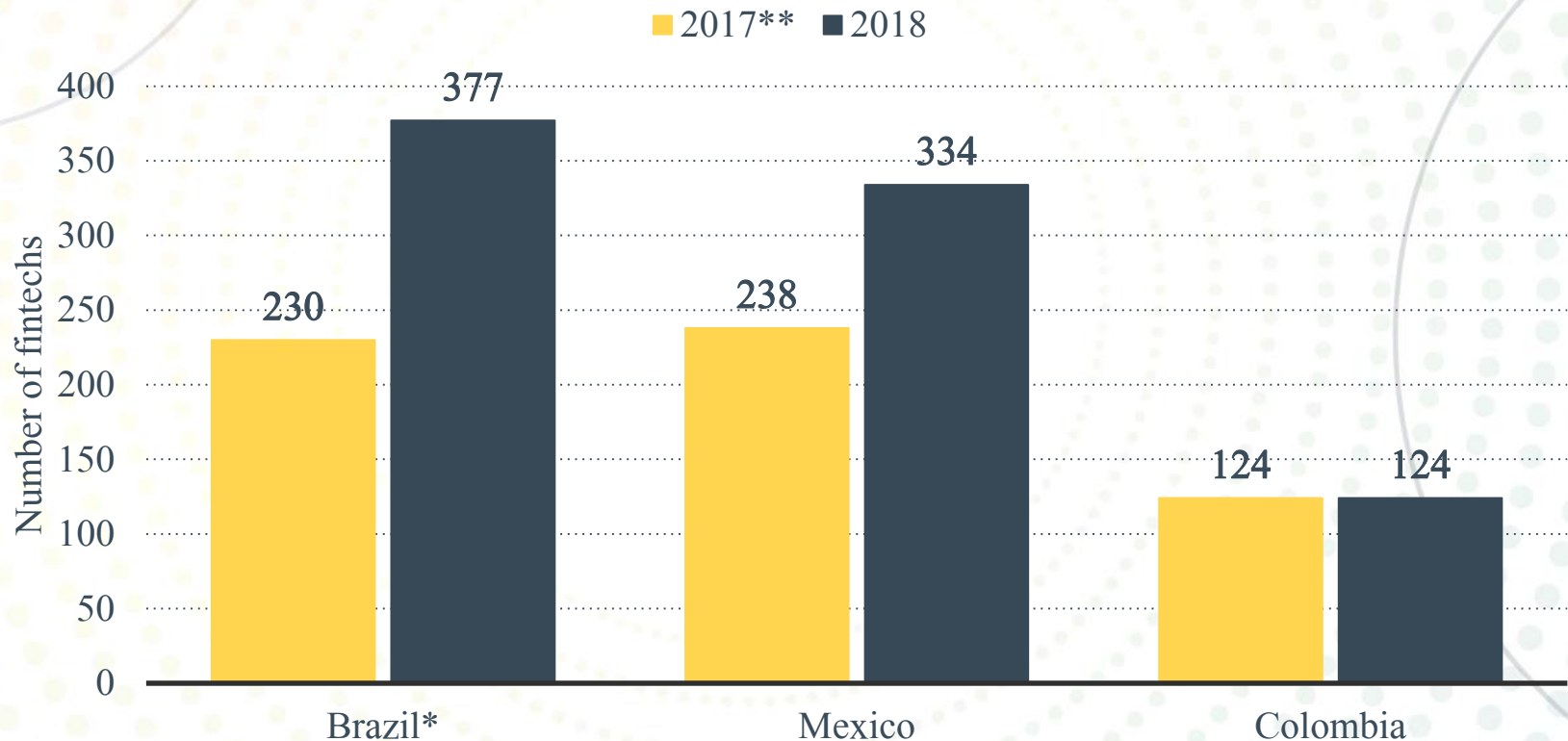
→ → Latin America

# Fintech in Latin America



# LEADING COUNTRIES BY TOTAL NUMBER OF FINTECH STARTUPS IN LATIN AMERICA AS OF 2017 AND 2018

## Latin America: total number of fintech startups 2018, by country

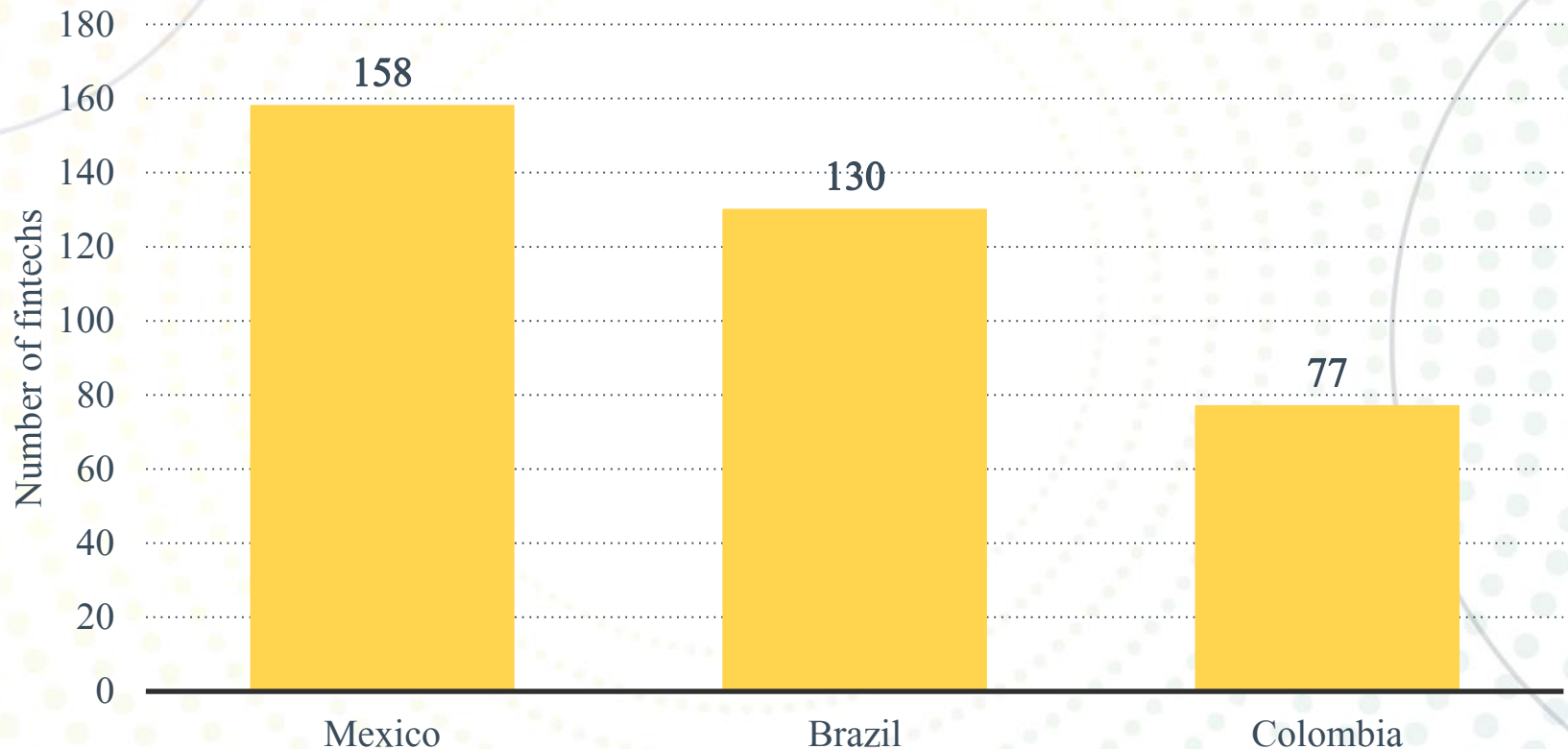


Note: As of August 2017 and August 2018  
Further information regarding this statistic can be found on [page 59](#).  
Source(s): Finnovista; [ID 886456](#)



# LEADING COUNTRIES IN NUMBER OF NEW FINTECH STARTUPS IN LATIN AMERICA AS OF OCTOBER 2017

## Latin America: number of new fintech startups 2017, by country



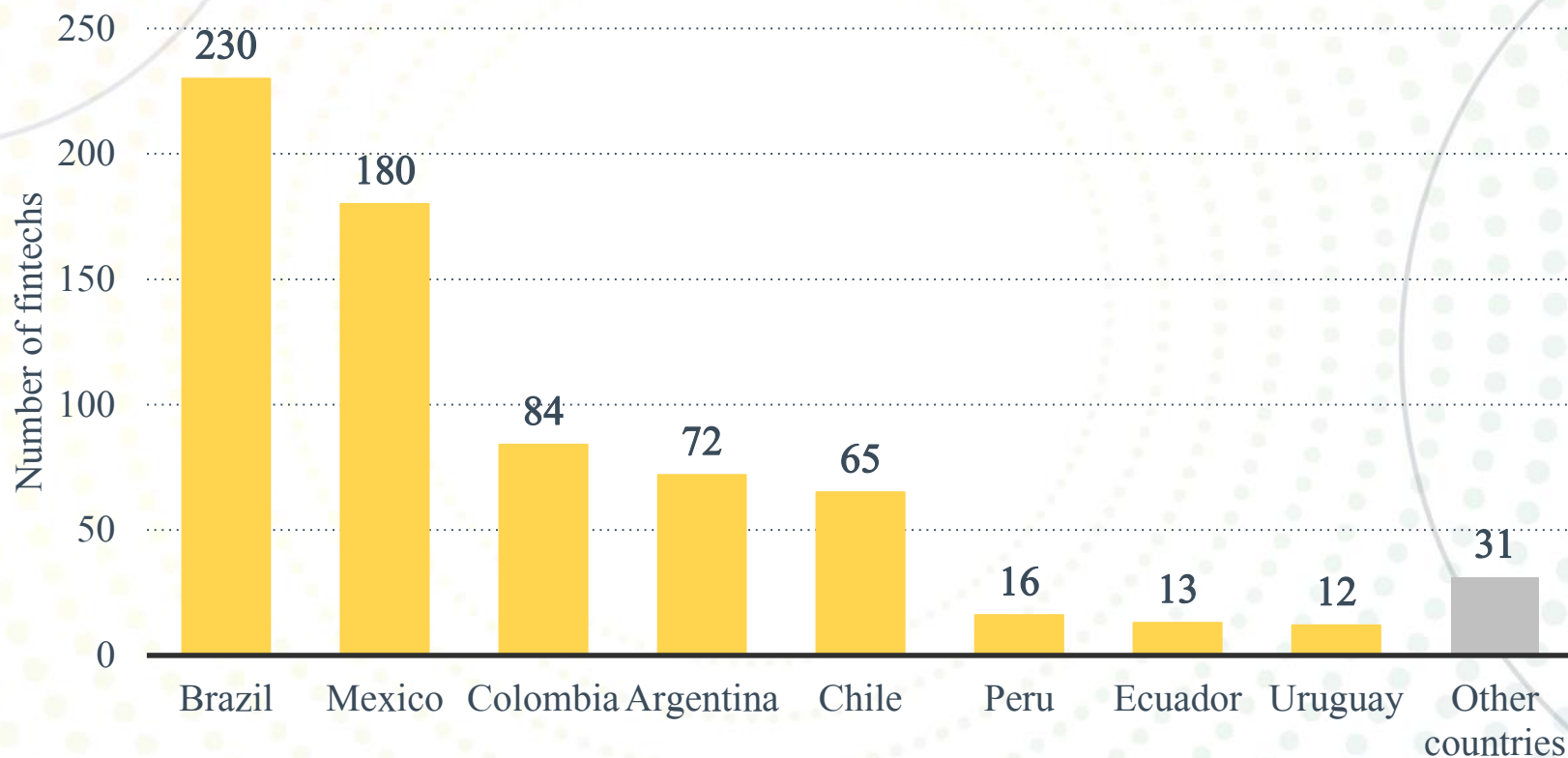
Note: As of October 2017

Further information regarding this statistic can be found on [page 60](#).

Source(s): PanamericanWorld; LAVCA; [ID 883838](#)

# NUMBER OF FINTECH INITIATIVES IN LATIN AMERICA IN 2016, BY COUNTRY

Number of fintechs in Latin America 2016, by country



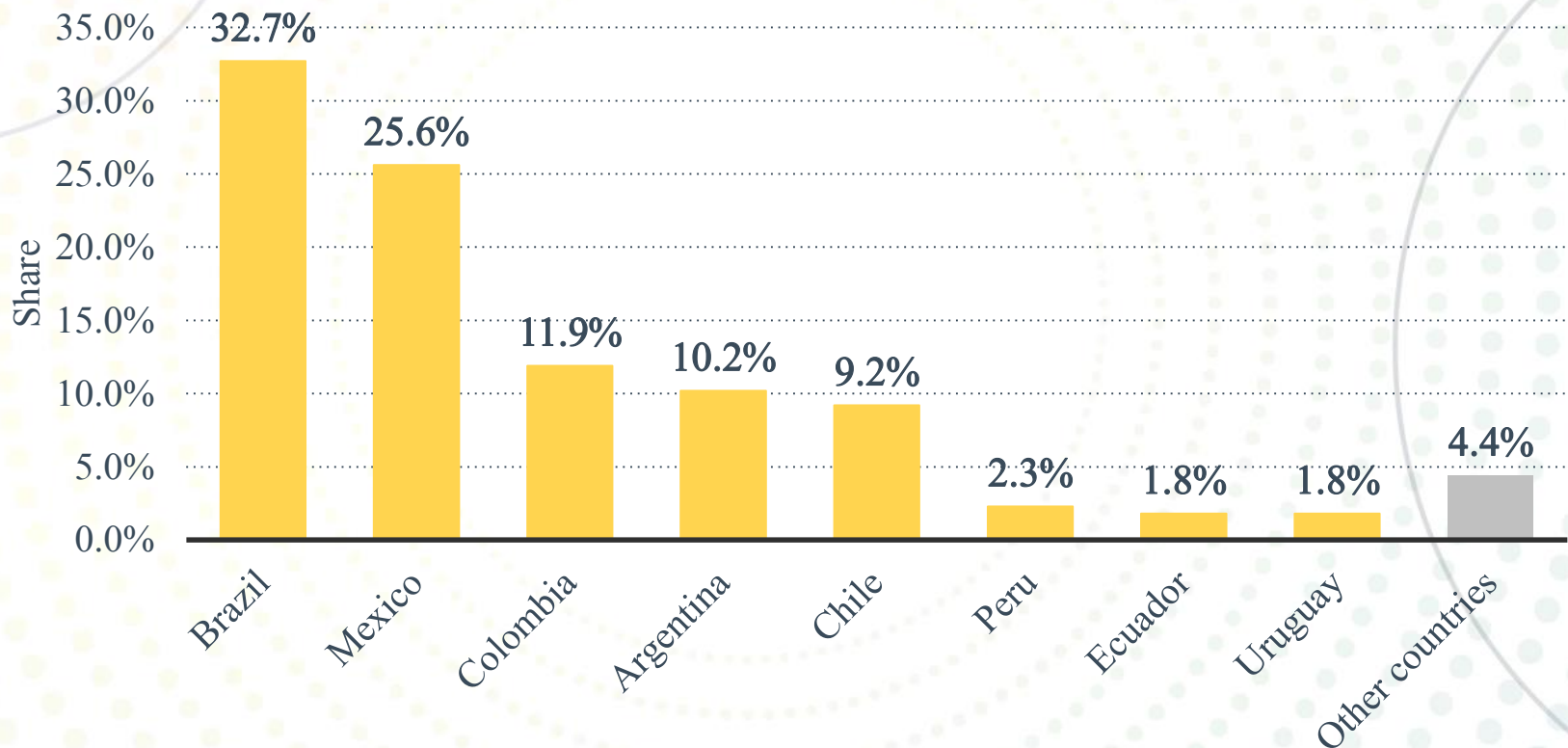
Note: 2016

Further information regarding this statistic can be found on [page 61](#).

Source(s): IADB; Finnovista; [ID 778069](#)

# DISTRIBUTION OF FINTECH INITIATIVES IN LATIN AMERICA IN 2016, BY COUNTRY

## Fintech initiatives in Latin America as of 2016, by country



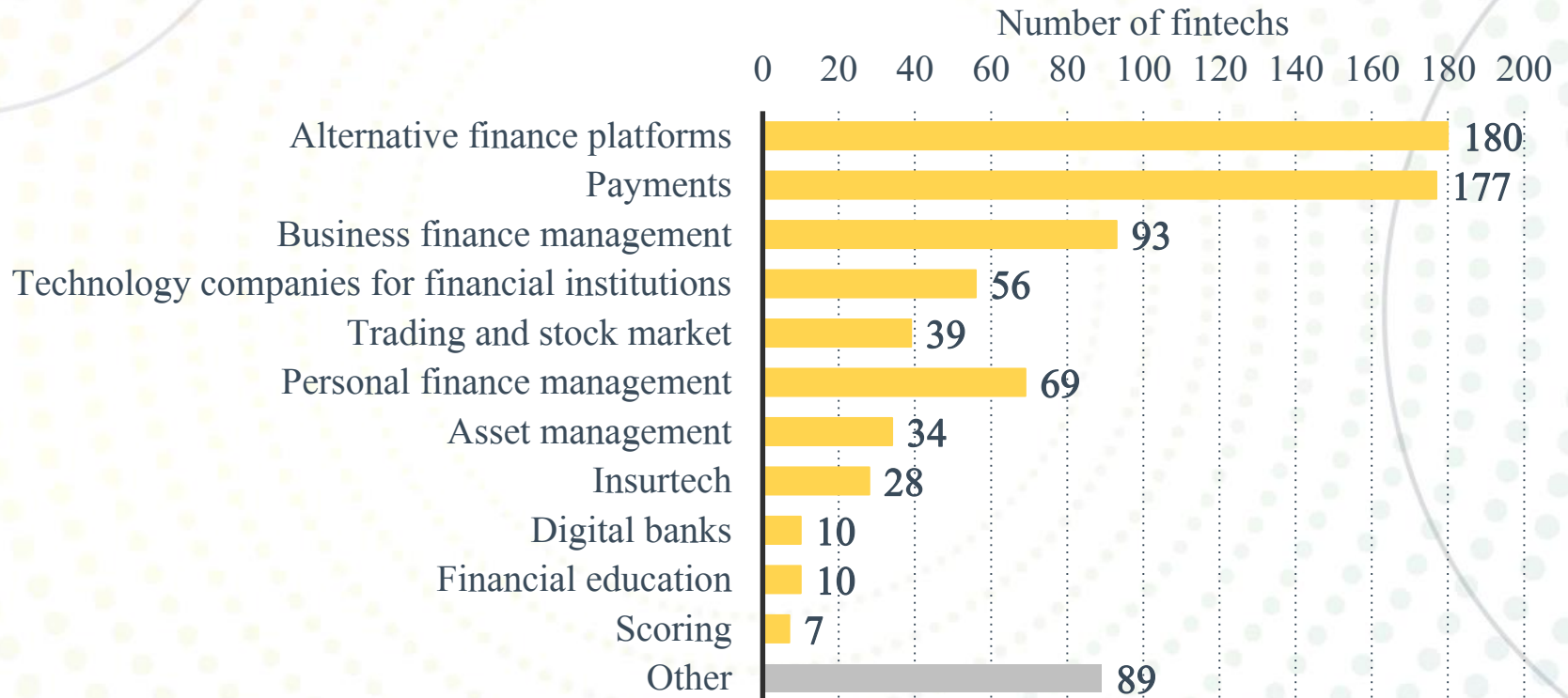
Note: 2016

Further information regarding this statistic can be found on [page 62](#).

Source(s): IADB; Finnovista; [ID 709946](#)

# NUMBER OF FINTECH INITIATIVES IN LATIN AMERICA IN 2016, BY BUSINESS SEGMENT

## Number of fintech initiatives in Latin America 2016, by segment



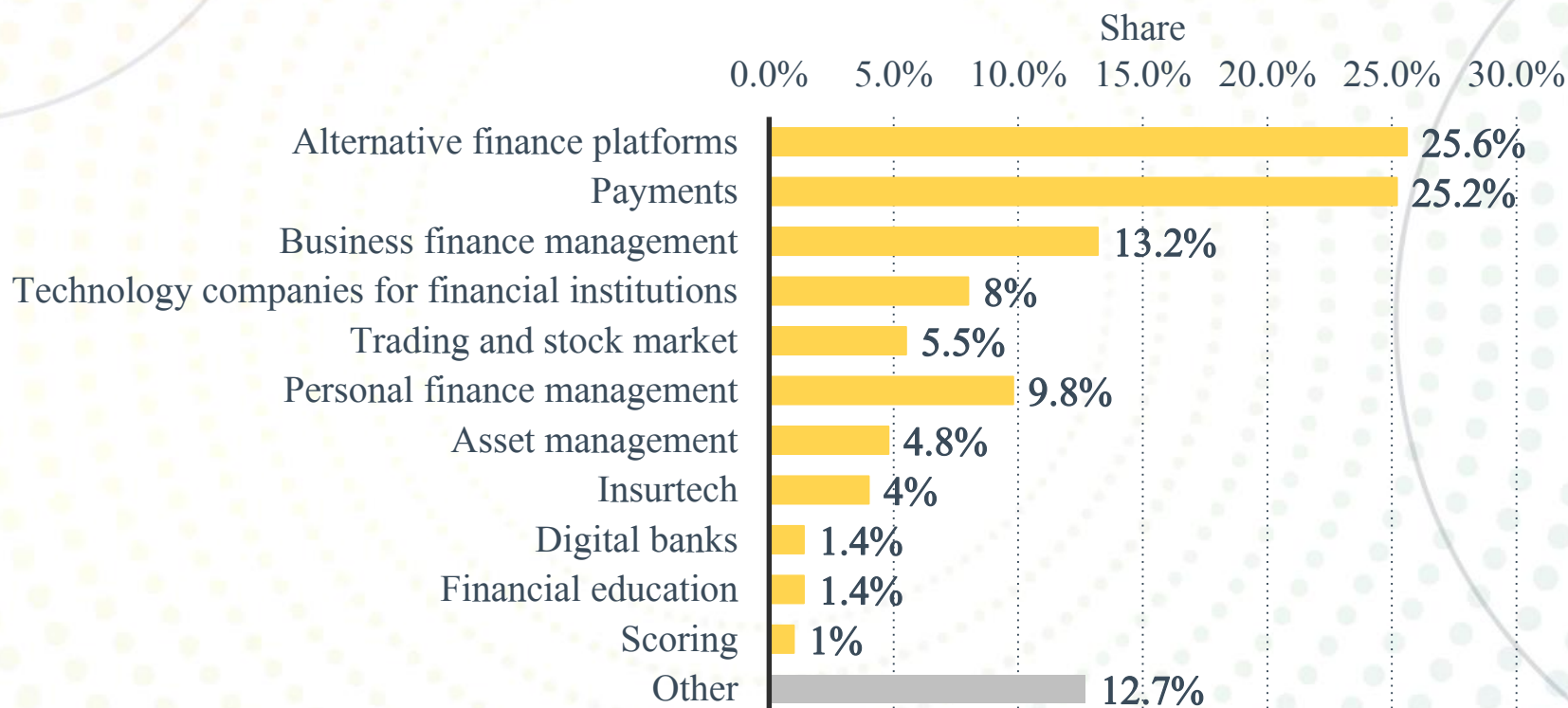
Note: 2016

Further information regarding this statistic can be found on [page 63](#).

Source(s): IADB; Finnovista; [ID 778081](#)

# DISTRIBUTION OF FINTECH INITIATIVES IN LATIN AMERICA IN 2016, BY BUSINESS SEGMENT

## Share of fintech initiatives in Latin America 2016, by segment

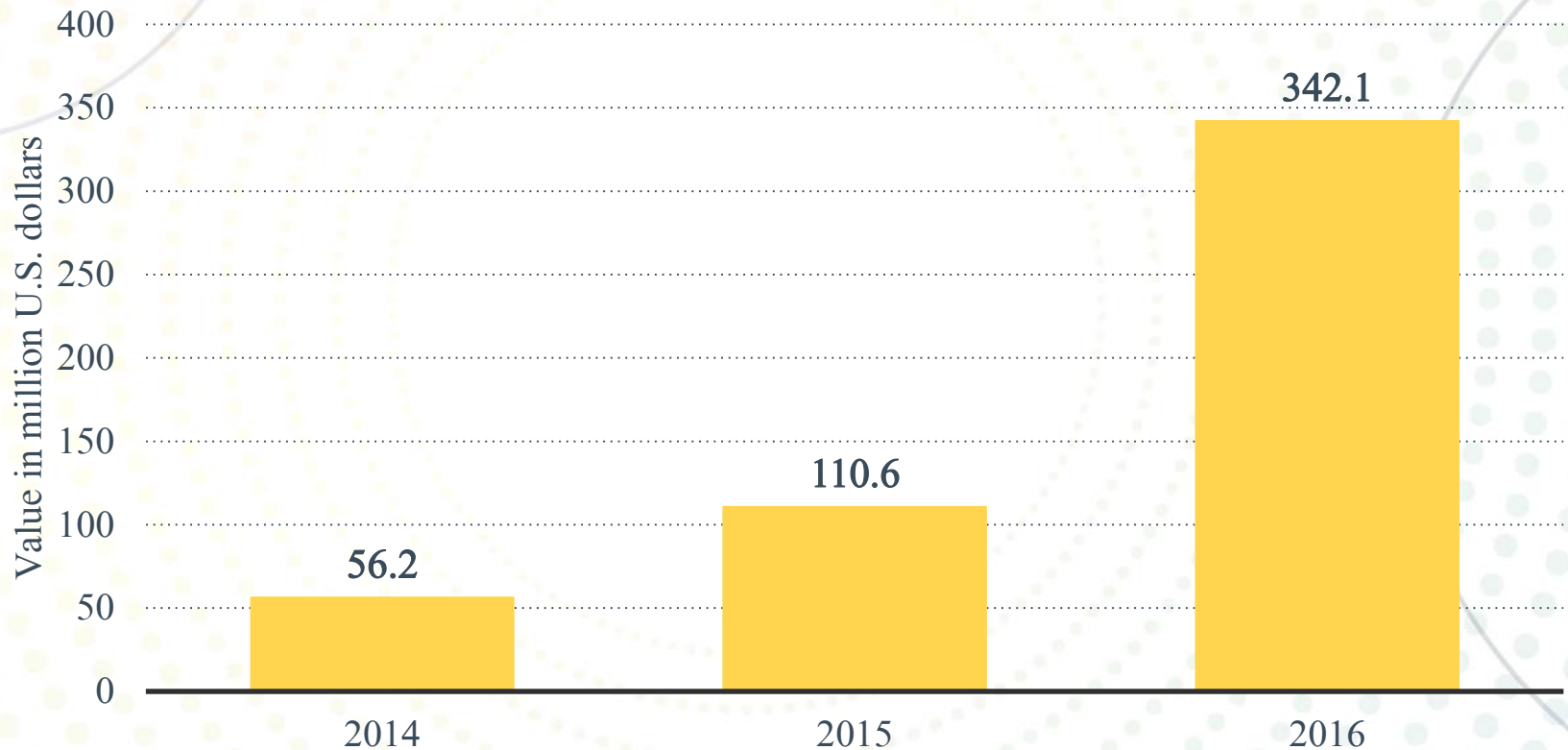


**Note:** September 13, 2016 to December 19, 2016; 393 fintech startups  
Further information regarding this statistic can be found on [page 64](#).

**Source(s):** IADB; Finnovista; [ID 739770](#)

# ALTERNATIVE FINANCE MARKET VALUE IN LATIN AMERICA AND THE CARIBBEAN FROM 2014 TO 2016 (IN MILLION U.S. DOLLARS)

## Latin America: alternative finance market size 2014-2016



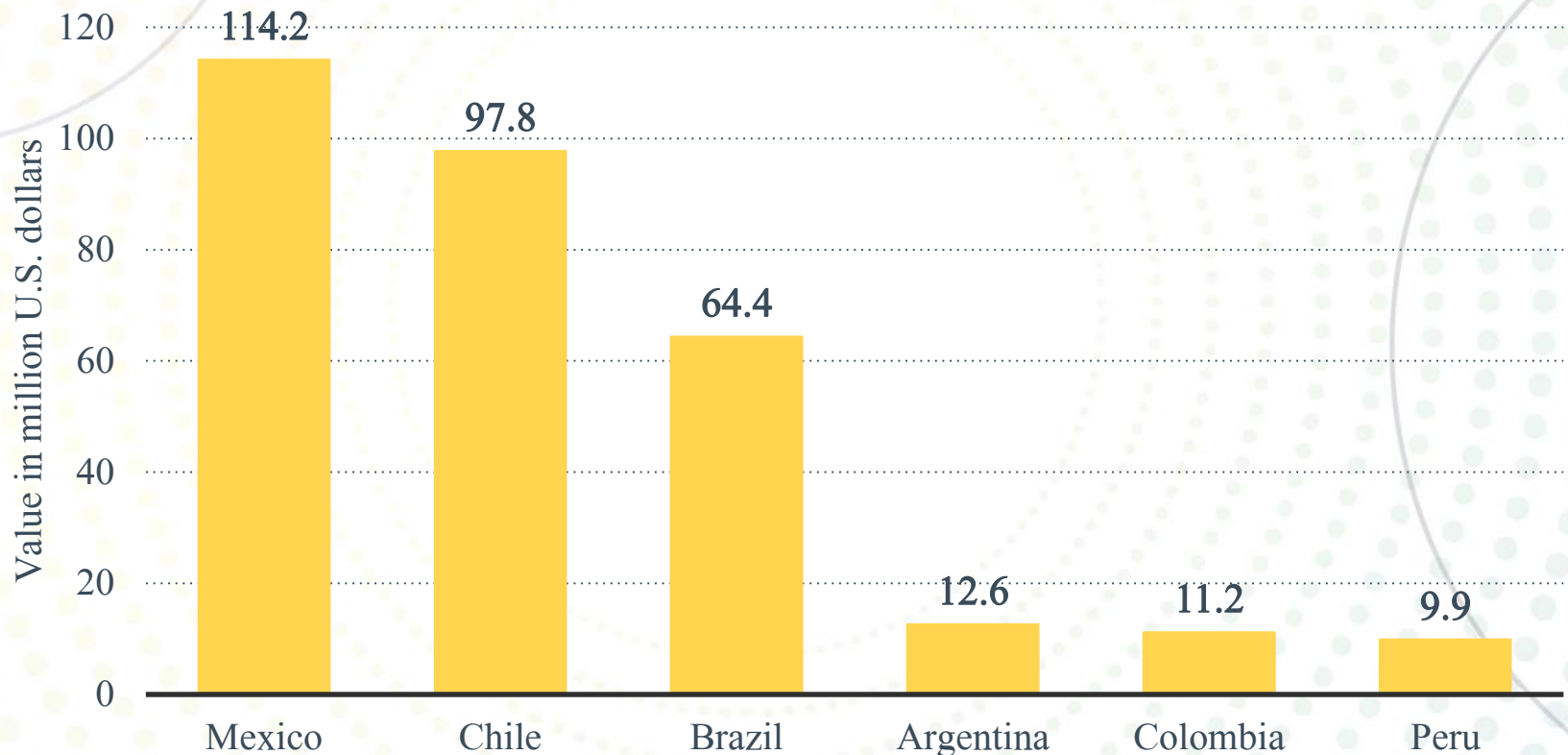
Note: 2014 to 2016

Further information regarding this statistic can be found on [page 65](#).

Source(s): IADB; Cambridge Judge Business School; Chicago Booth; Polsky Center for Entrepreneurship and Innovation; CME Group Foundation; [ID 886516](#)

# VALUE OF THE ALTERNATIVE FINANCE INDUSTRY IN SELECTED COUNTRIES IN LATIN AMERICA IN 2016 (IN MILLION U.S. DOLLARS)

## Latin America: alternative financing market size 2016, by country



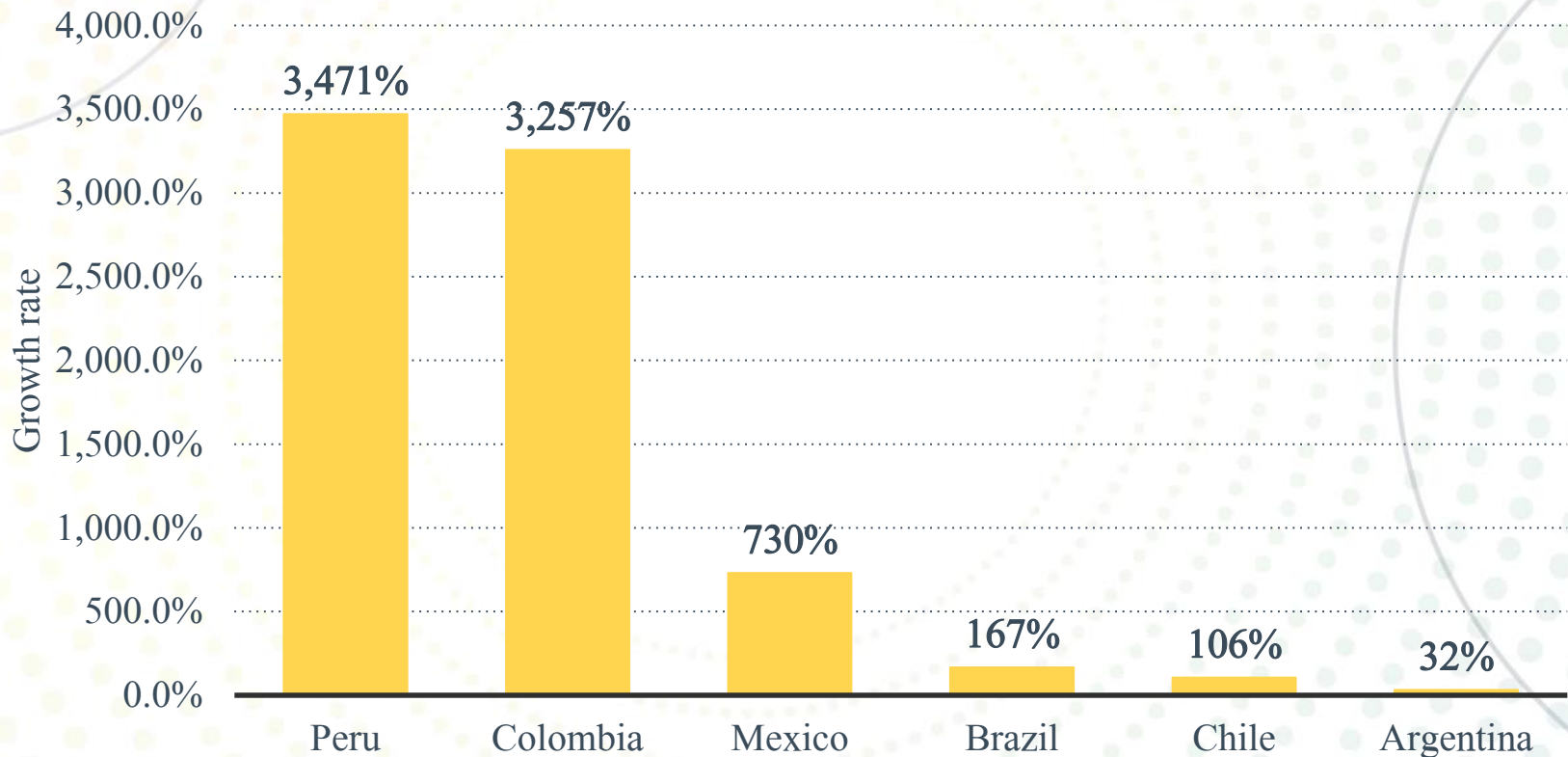
Note: 2016

Further information regarding this statistic can be found on [page 66](#).

Source(s): IADB; Cambridge Judge Business School; Chicago Booth; Polsky Center for Entrepreneurship and Innovation; CME Group Foundation; [ID 886612](#)

# FASTEST-GROWING ALTERNATIVE FINANCE MARKETS IN LATIN AMERICA IN 2016

Latin America: alternative finance market growth 2016, by country



Note: 2016; Based on transaction volume; Compared to the previous year

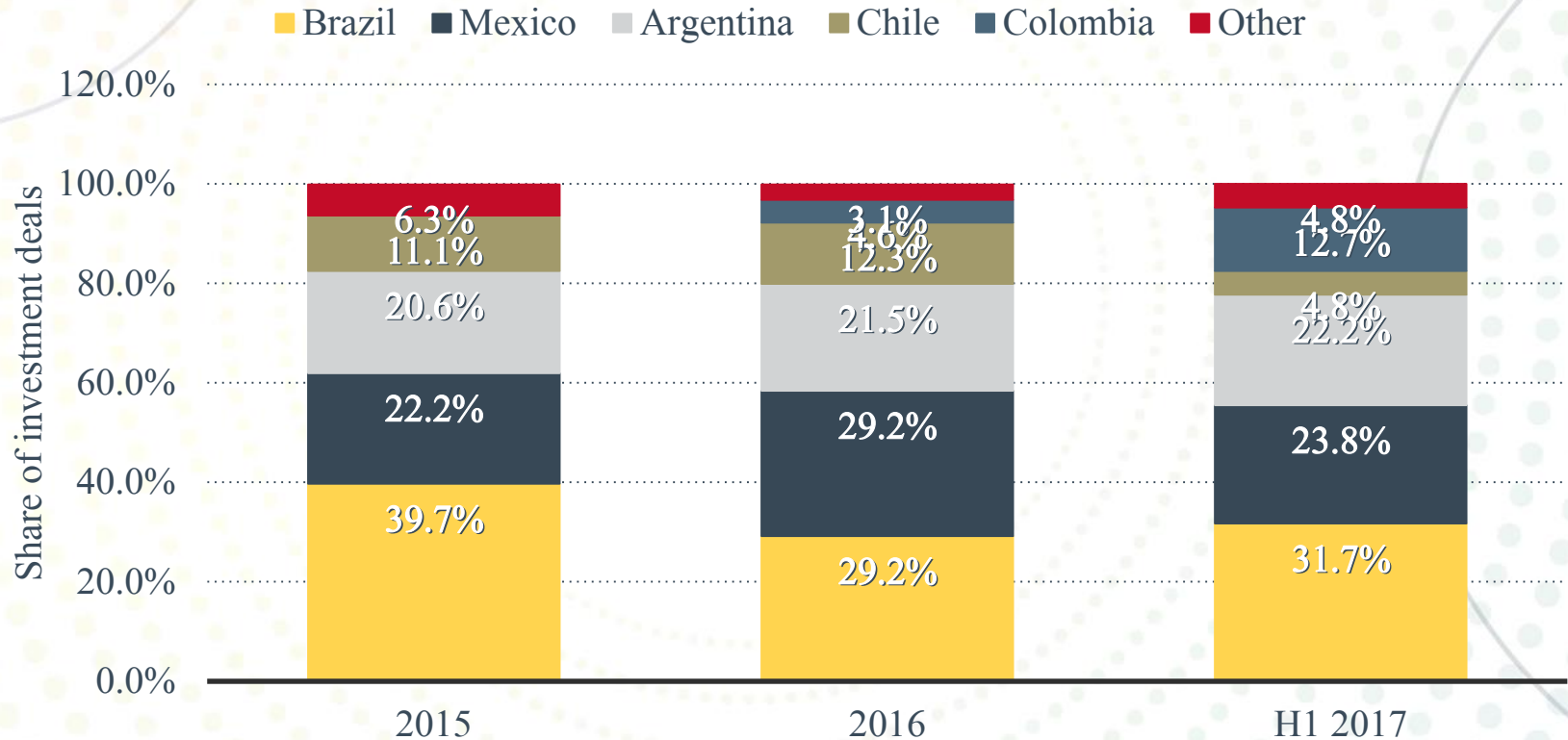
Further information regarding this statistic can be found on [page 67](#).

Source(s): IADB; Cambridge Judge Business School; Chicago Booth; Polsky Center for Entrepreneurship and Innovation; CME Group Foundation; [ID 886624](#)



# DISTRIBUTION OF FINTECH INVESTMENT DEALS IN LATIN AMERICA FROM JANUARY 2015 TO JUNE 2017, BY COUNTRY

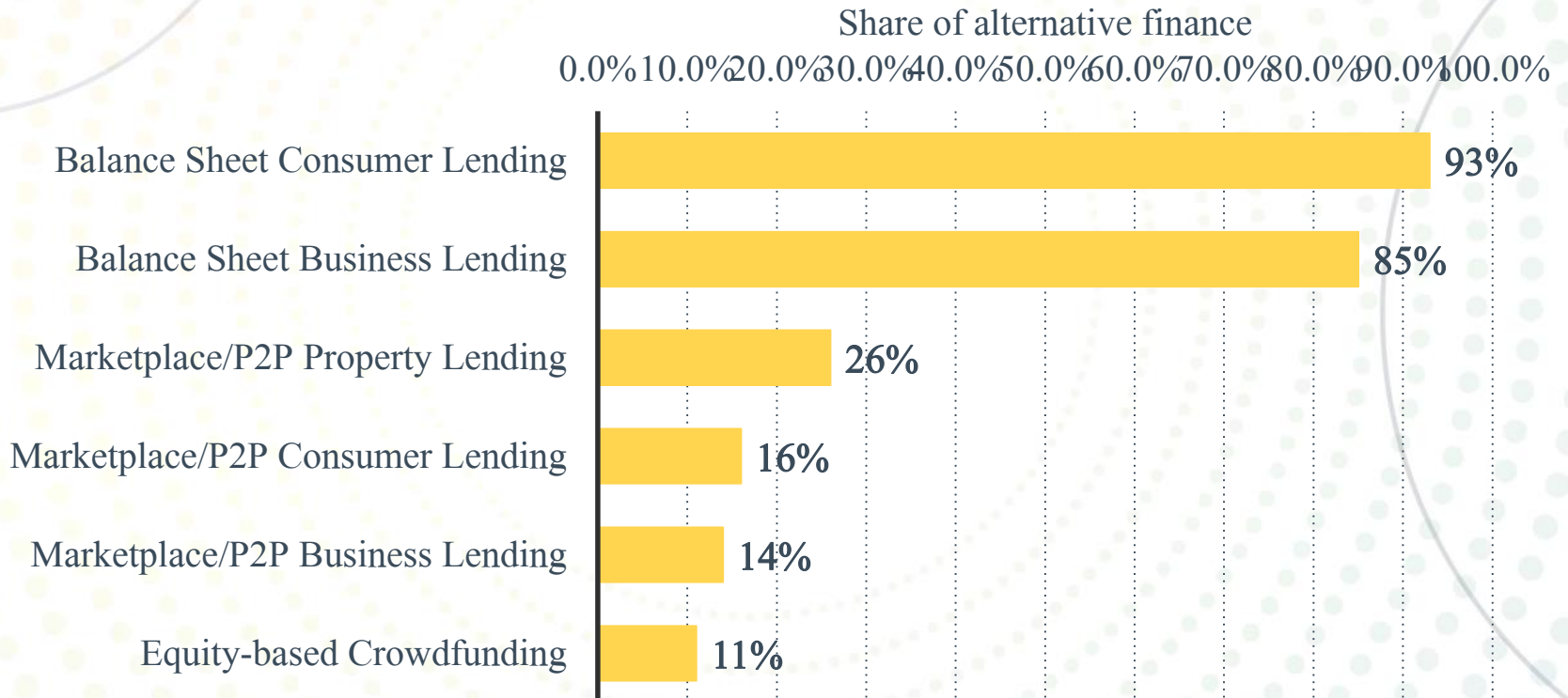
## Latin America: fintech investment deals 2015-2017, by country



Note: 2015, 2016 and H1 2017; Based on number of deals  
 Further information regarding this statistic can be found on [page 68](#).  
 Source(s): FinTech Global; [ID 900314](#)

# INSTITUTIONAL INVESTOR ACTIVITY AS PERCENTAGE OF ALTERNATIVE FINANCE IN LATIN AMERICA AND THE CARIBBEAN IN 2016, BY BUSINESS MODEL

## LatAm: institutional investors as share of alternative finance 2016



**Note:** 2016; 273 alternative finance platforms\*; Based on total volume of investments

Further information regarding this statistic can be found on [page 69](#).

**Source(s):** IADB; Cambridge Judge Business School; Chicago Booth; Polsky Center for Entrepreneurship and Innovation; CME Group Foundation; [ID 886579](#)

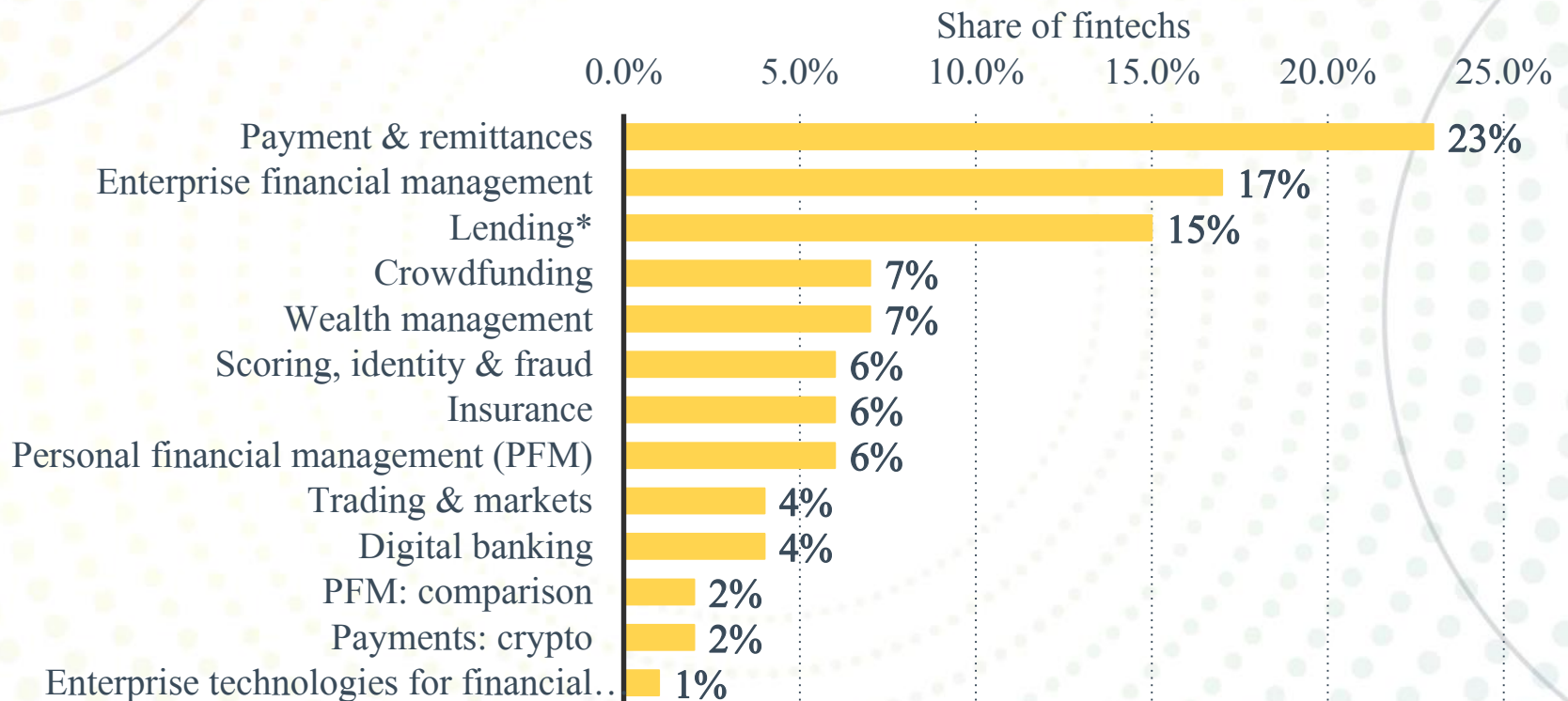
→ → **Brazil**

# Fintech in Latin America



# DISTRIBUTION OF FINTECH STARTUPS IN BRAZIL AS OF MAY 2018, BY SECTOR

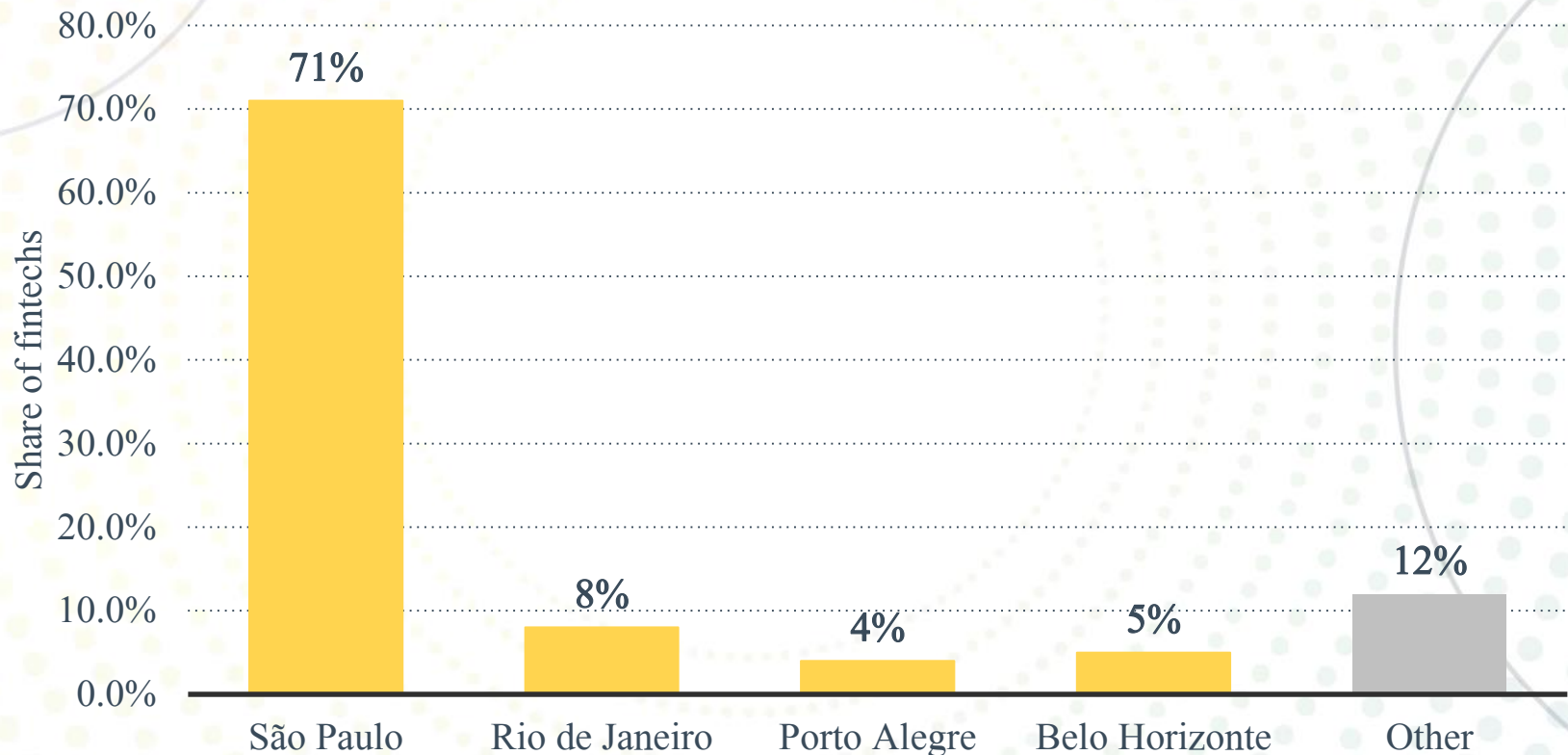
## Brazil: distribution of fintechs 2018, by sector



**Note:** May 2018\*\*; Among 377 fintech startups  
Further information regarding this statistic can be found on [page 70](#).  
**Source(s):** Finnovista; [ID 892760](#)

# DISTRIBUTION OF FINTECH STARTUPS IN BRAZIL AS OF MAY 2018, BY CITY OF ORIGIN

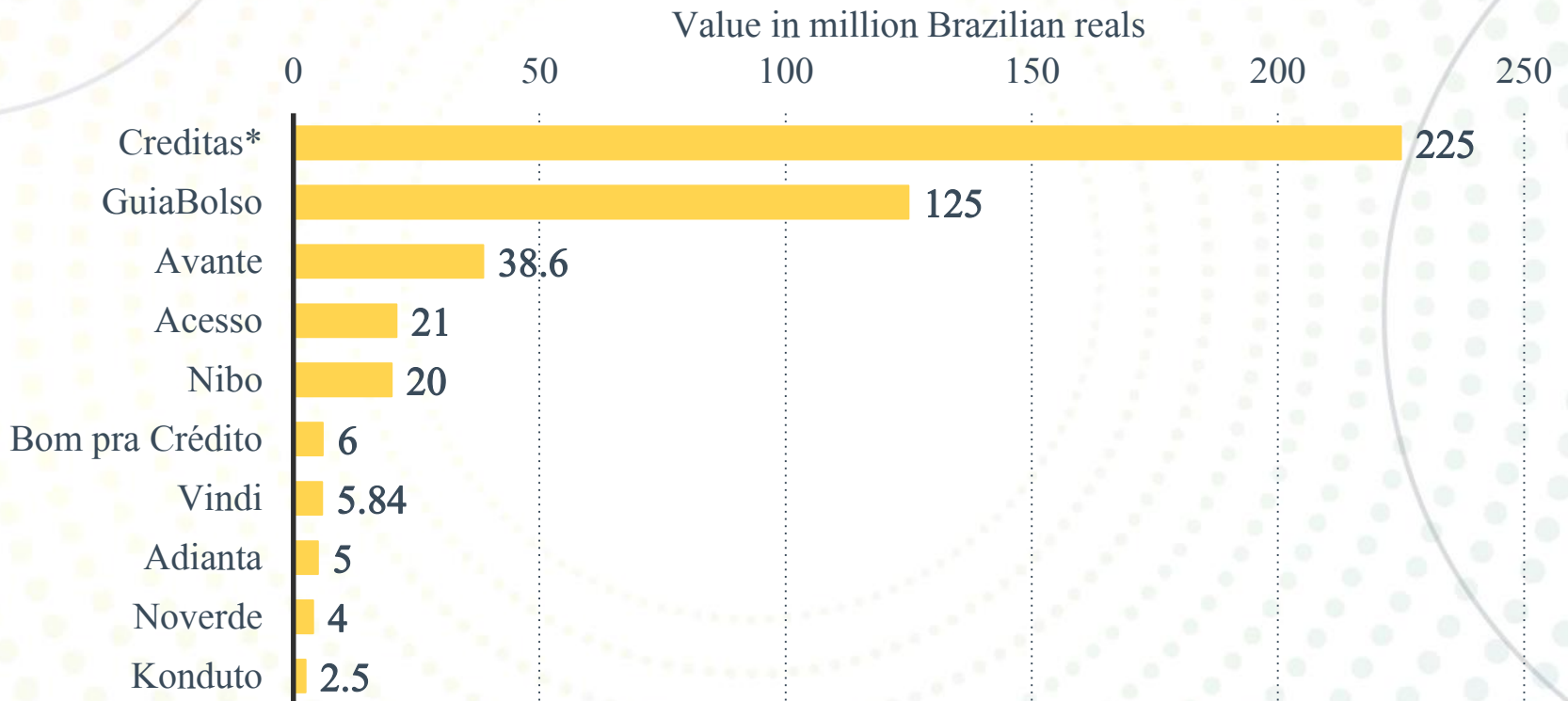
## Brazil: fintechs distribution 2018, by city



**Note:** May 2018\*; Among 377 fintech startups  
Further information regarding this statistic can be found on [page 71](#).  
**Source(s):** Finnovista; [ID 892969](#)

# VALUE OF INVESTMENTS RECEIVED BY SELECTED FINTECH COMPANIES IN BRAZIL IN 2017 (IN MILLION BRAZILIAN REALS)

## Brazil: investments in selected fintech companies in 2017



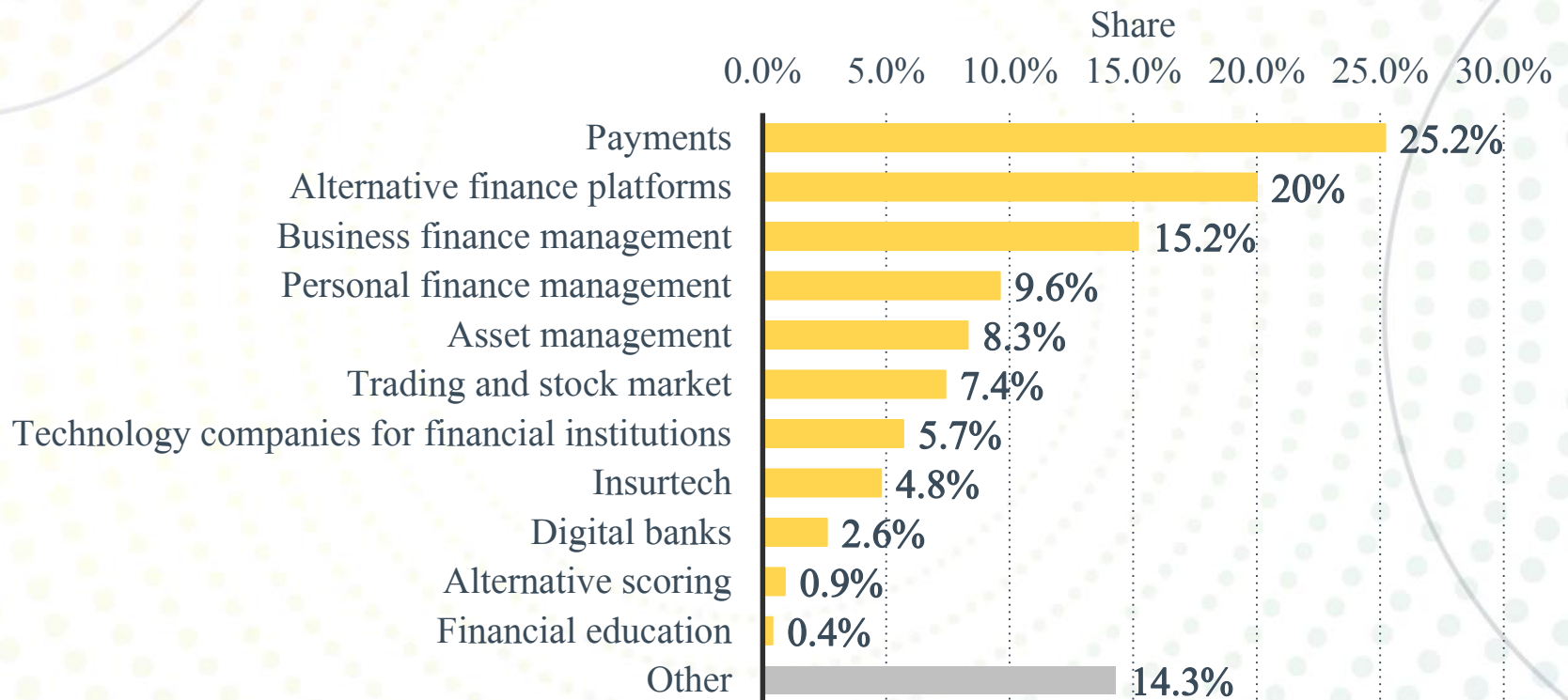
Note: 2017

Further information regarding this statistic can be found on [page 72](#).

Source(s): Conexão Fintech; [ID 883824](#)

# DISTRIBUTION OF FINTECH INITIATIVES IN BRAZIL IN 2016, BY BUSINESS SEGMENT

## Brazil: fintech initiatives 2016, by segment

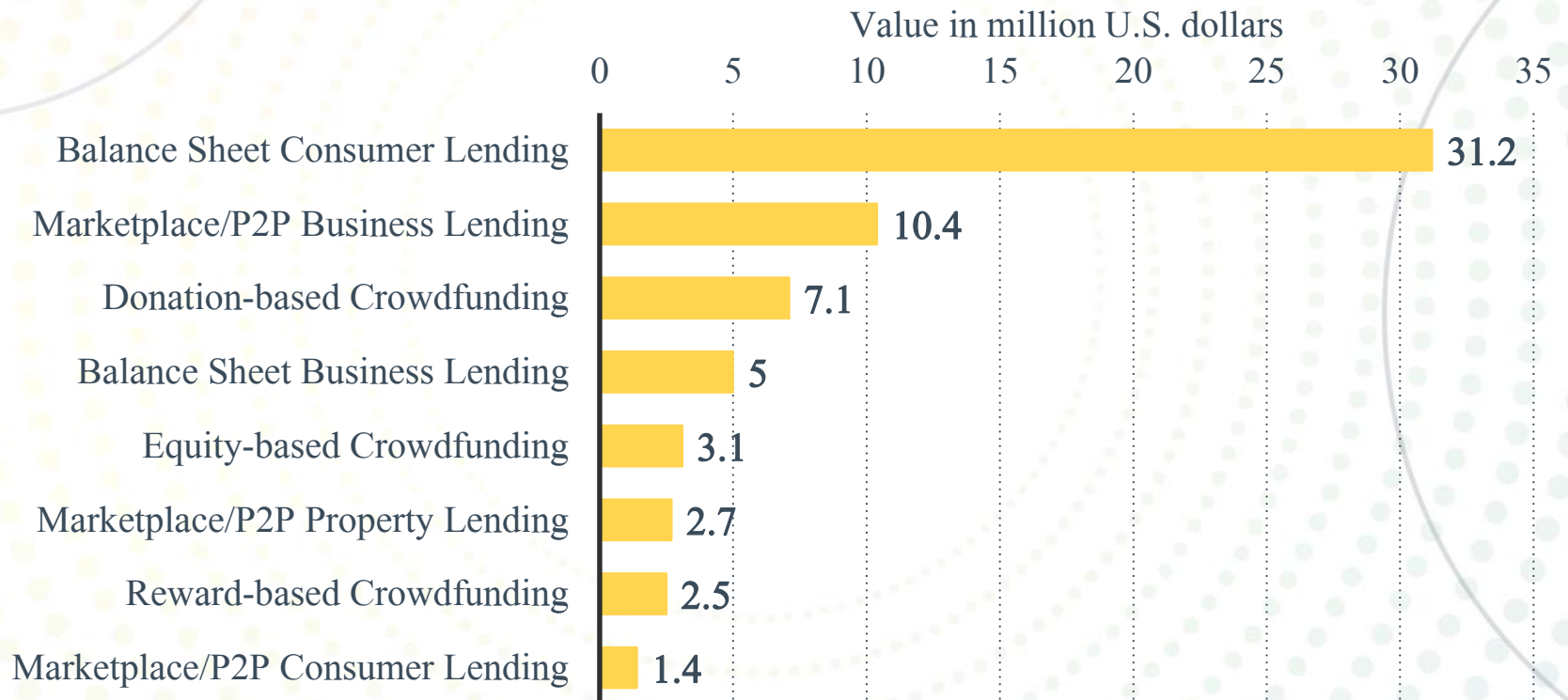


**Note:** September 13, 2016 to December 19, 2016; 393 fintech startups in Latin America  
Further information regarding this statistic can be found on [page 73](#).

**Source(s):** IADB; Finnovista; [ID 739789](#)

# ALTERNATIVE FINANCE MARKET VALUE IN BRAZIL IN 2016, BY BUSINESS MODEL (IN MILLION U.S. DOLLARS)

## Brazil: size of alternative finance 2016, by model



Note: Brazil; 2016

Further information regarding this statistic can be found on [page 74](#).

Source(s): IADB; Cambridge Judge Business School; Chicago Booth; Polsky Center for Entrepreneurship and Innovation; CME Group Foundation; [ID 886834](#)



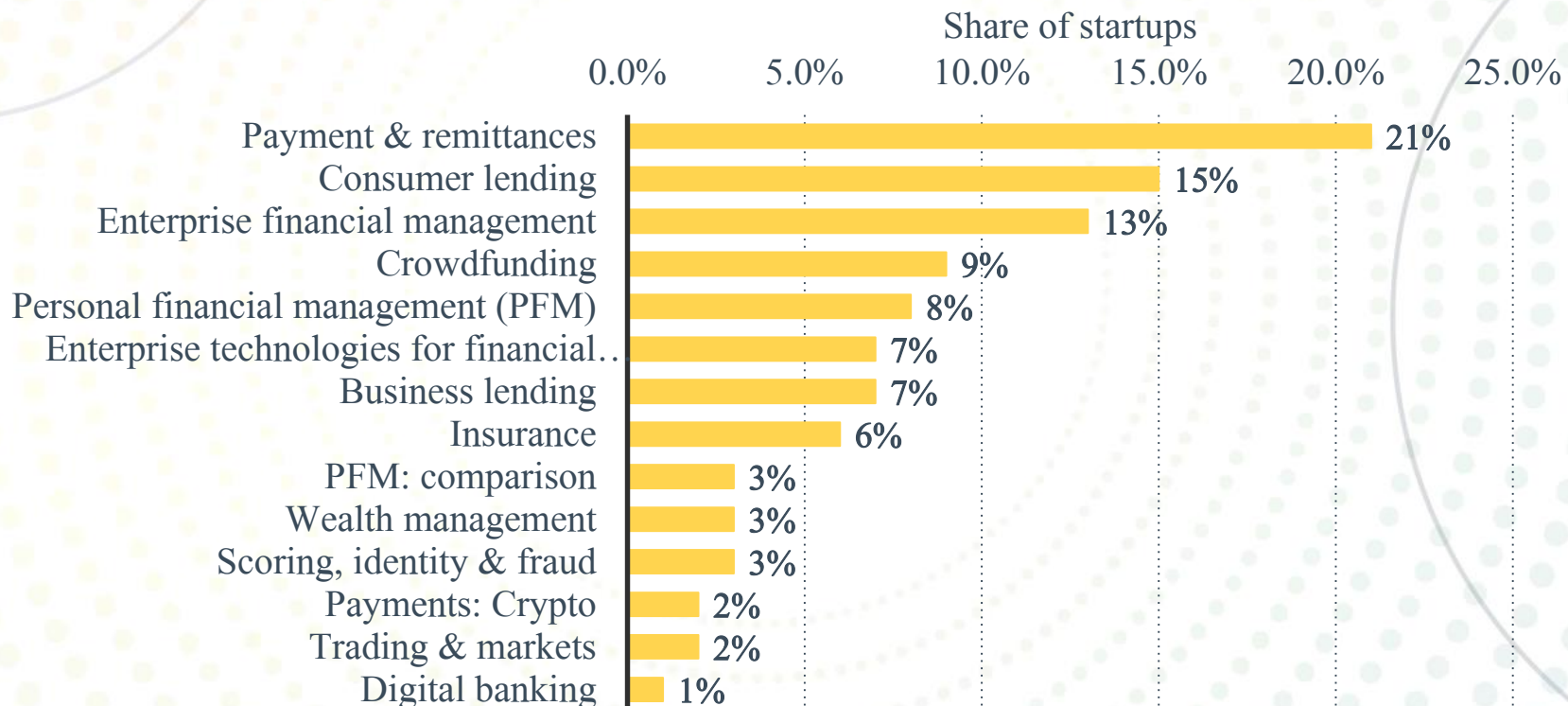
→ → Mexico

# Fintech in Latin America



# DISTRIBUTION OF FINTECH STARTUPS IN MEXICO AS OF AUGUST 2018, BY SECTOR

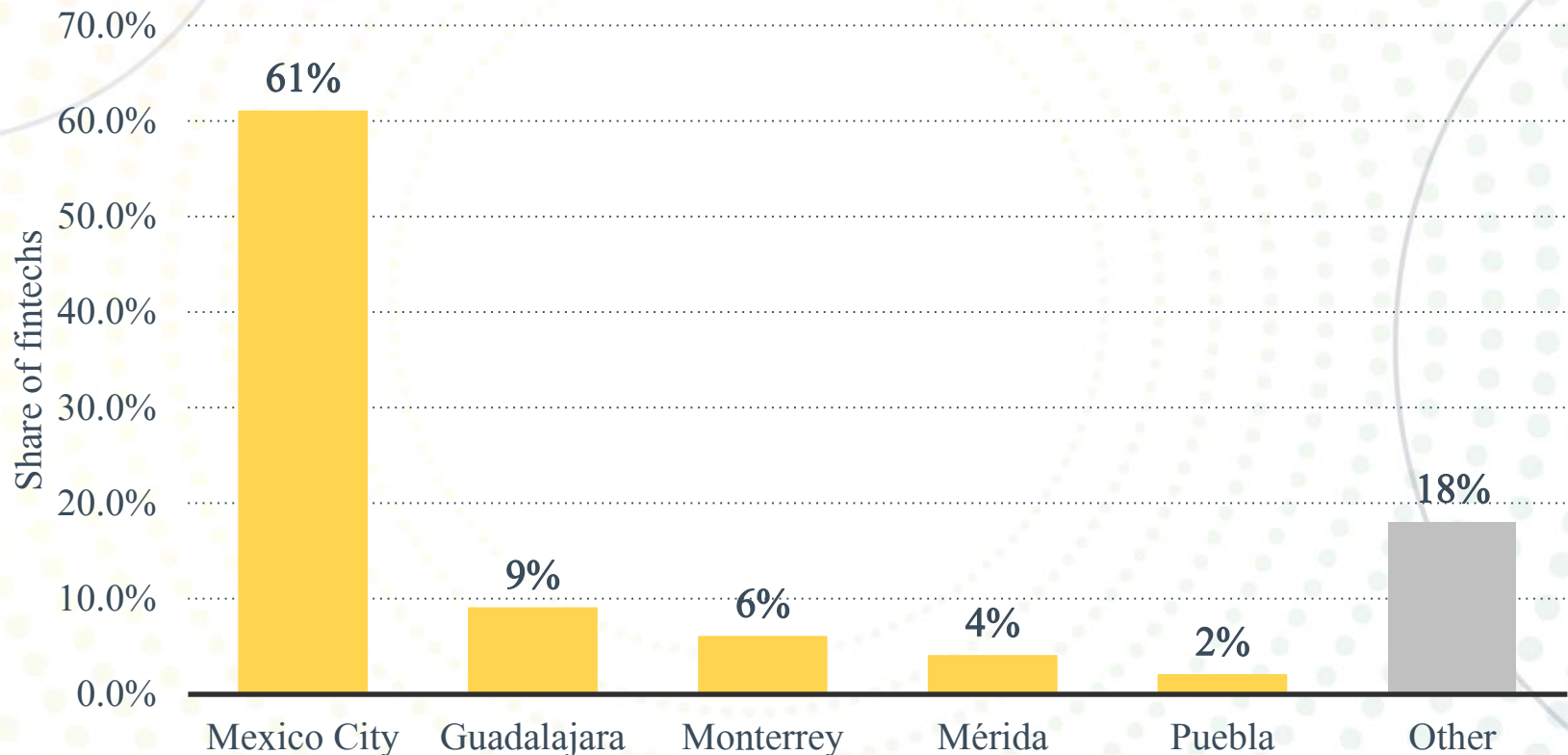
## Mexico: distribution of fintech startups 2018, by sector



**Note:** As of August 2018; Among 334 fintech companies  
Further information regarding this statistic can be found on [page 75](#).  
**Source(s):** Finnovista; [ID.877662](#)

# DISTRIBUTION OF FINTECH STARTUPS IN MEXICO AS OF AUGUST 2018, BY CITY OF ORIGIN

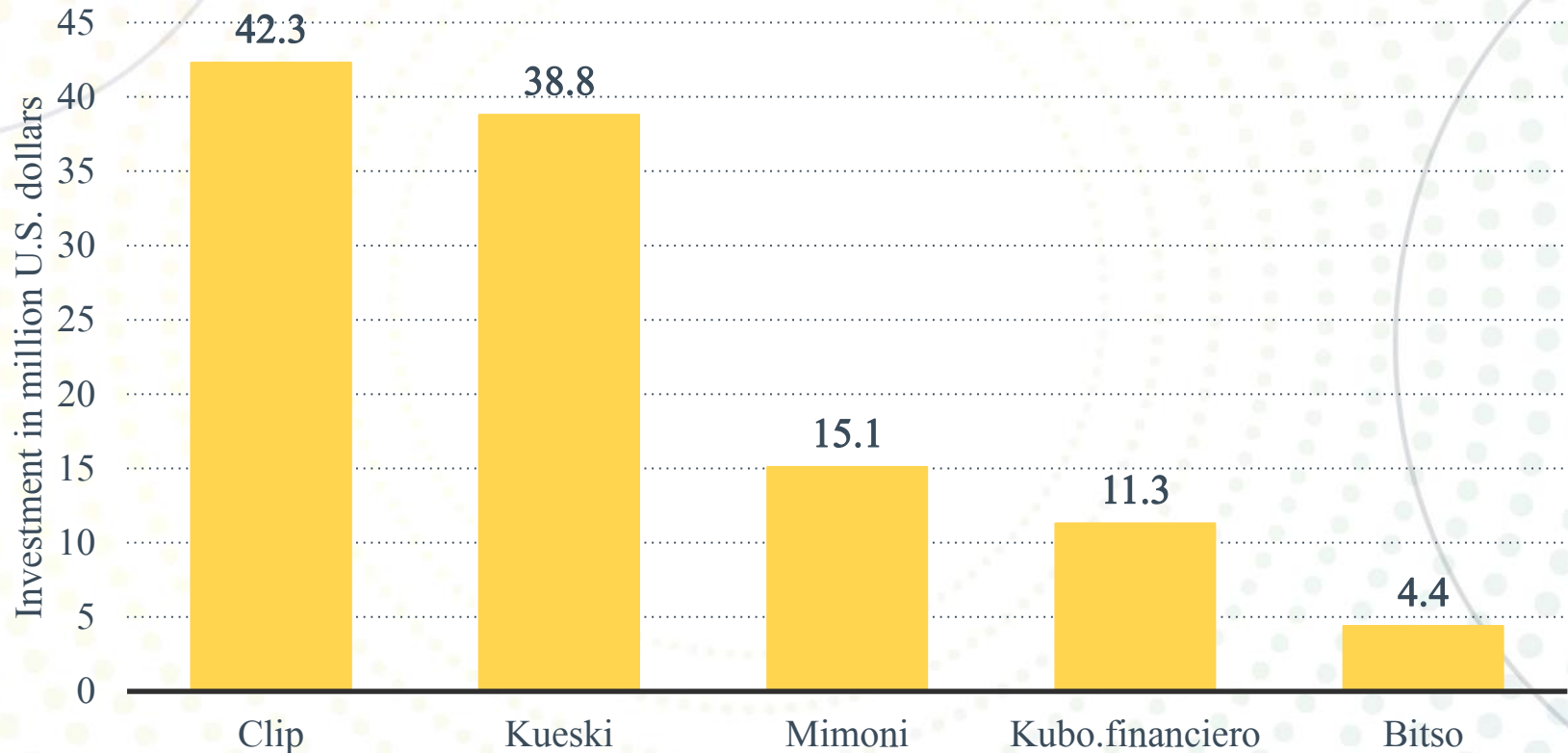
## Mexico: fintech distribution 2018, by city



**Note:** As of August 2018; Among 334 fintech startups  
Further information regarding this statistic can be found on [page 76](#).  
**Source(s):** Finnovista; [ID 893005](#)

# FUNDRAISING AMOUNT OF LEADING FINTECH STARTUPS IN MEXICO AS OF 2018 (IN MILLION U.S. DOLLARS)

## Mexico: fundraising amount of selected fintechs 2018



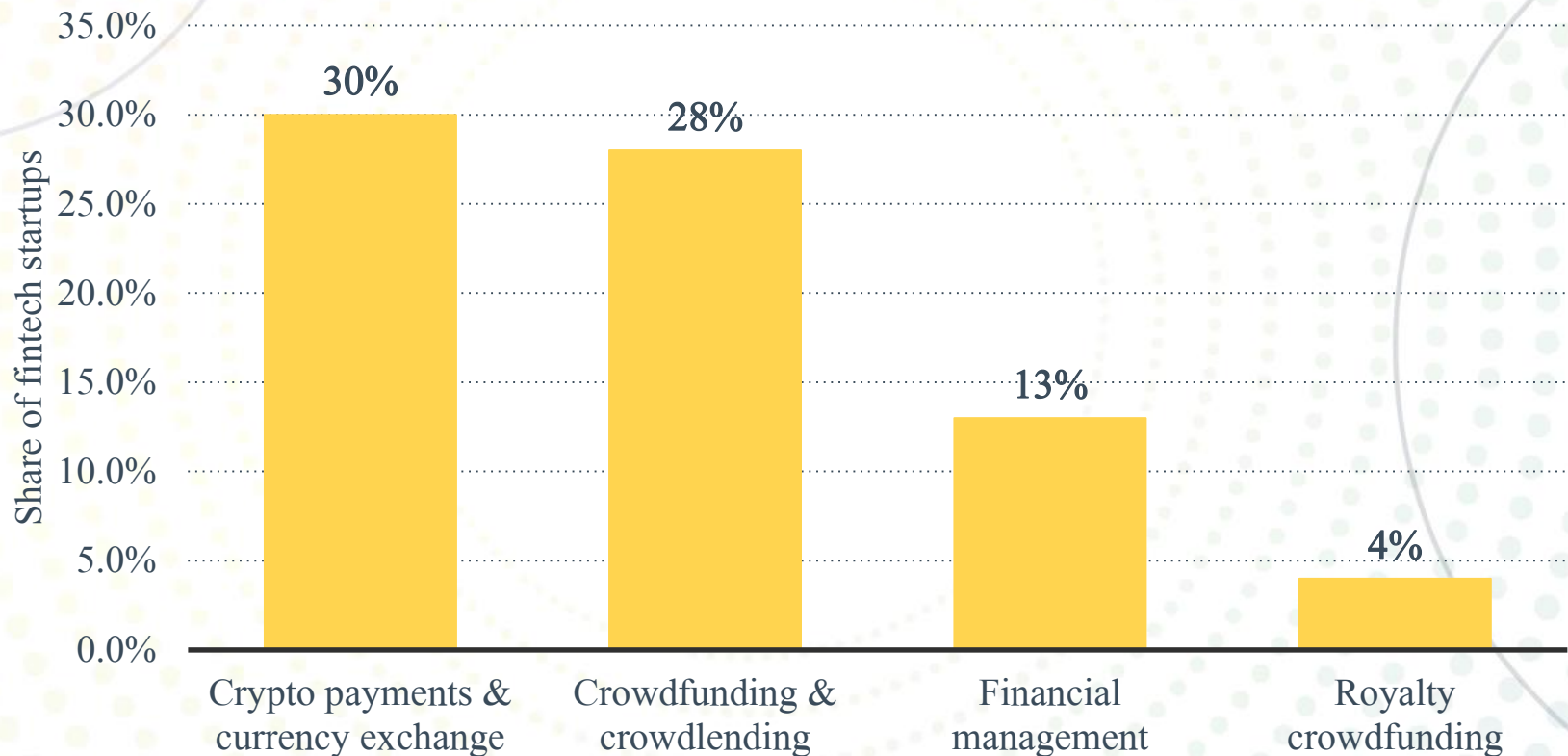
Note: As of August 2018\*

Further information regarding this statistic can be found on [page 77](#).

Source(s): CrunchBase; [ID 893681](#)

# LEADING BUSINESS SEGMENTS OF FINTECH STARTUPS IN MEXICO AS OF 2017

Mexico: distribution of fintech startups 2017, by segment



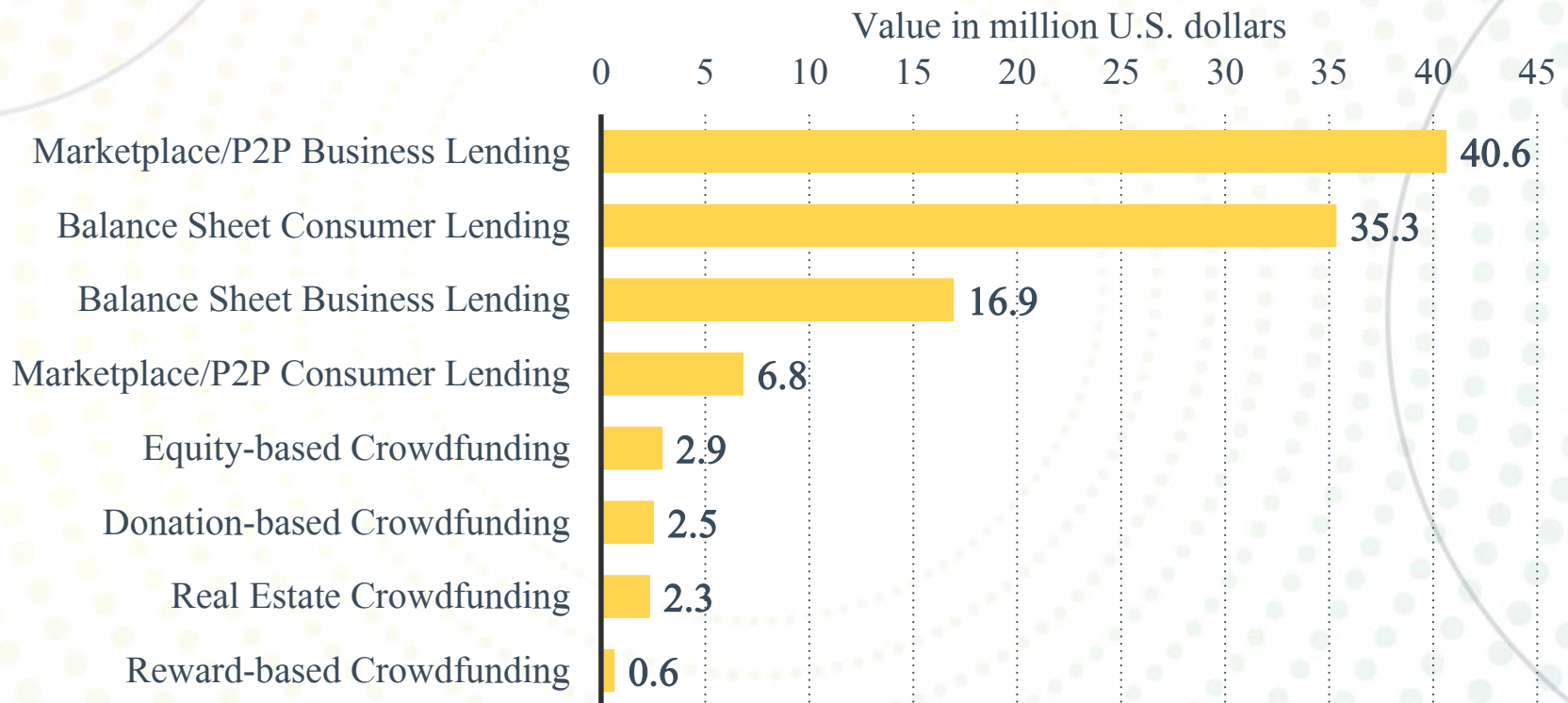
Note: 2017\*

Further information regarding this statistic can be found on [page 78](#).

Source(s): Bank of Mexico; Rankia; [ID 893565](#)

# ALTERNATIVE FINANCE MARKET VALUE IN MEXICO IN 2016, BY BUSINESS MODEL (IN MILLION U.S. DOLLARS)

## Mexico: size of alternative finance 2016, by model



Note: Mexico; 2016

Further information regarding this statistic can be found on [page 79](#).

Source(s): IADB; Cambridge Judge Business School; Chicago Booth; Polsky Center for Entrepreneurship and Innovation; CME Group Foundation; [ID 886784](#)

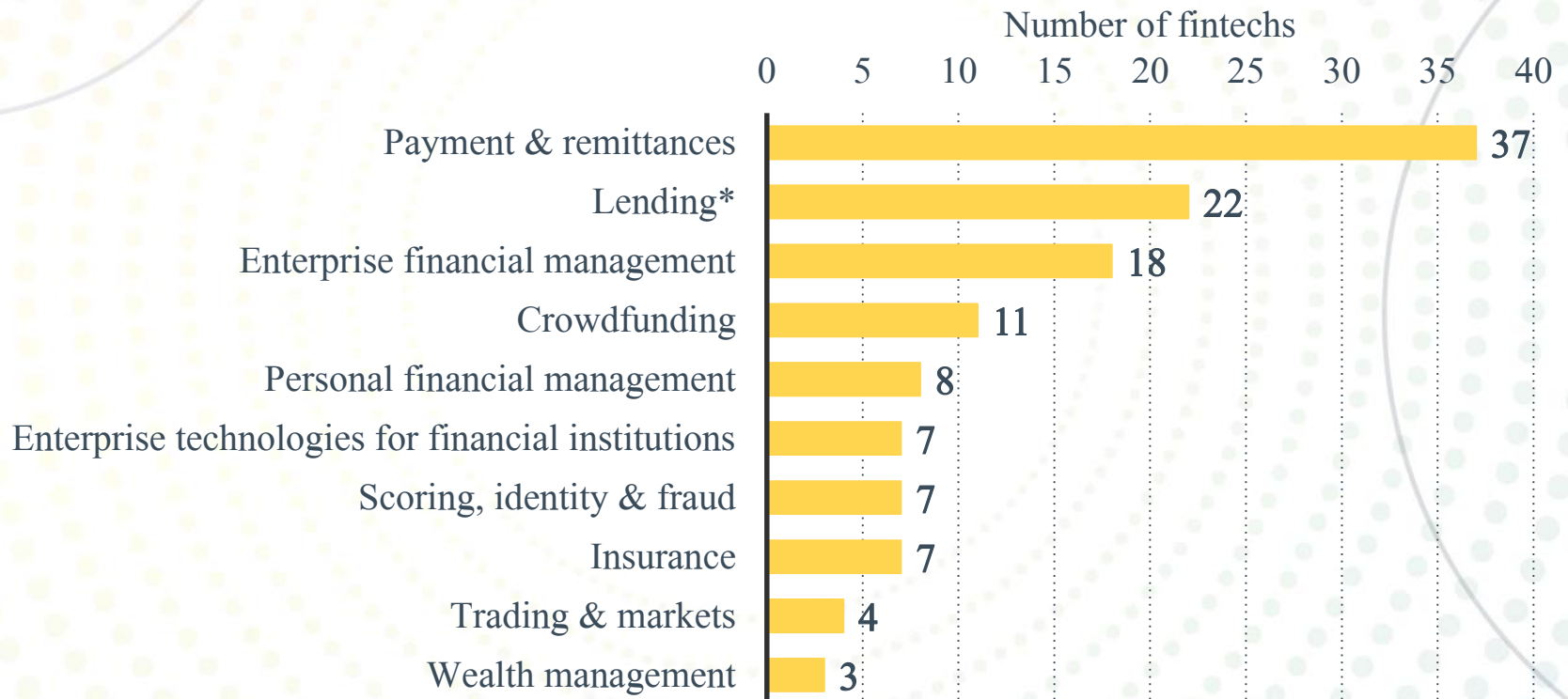
→ → Colombia

# Fintech in Latin America



# NUMBER OF FINTECH STARTUPS IN COLOMBIA AS OF AUGUST 2017, BY SECTOR

## Colombia: number of fintech startups 2017, by sector

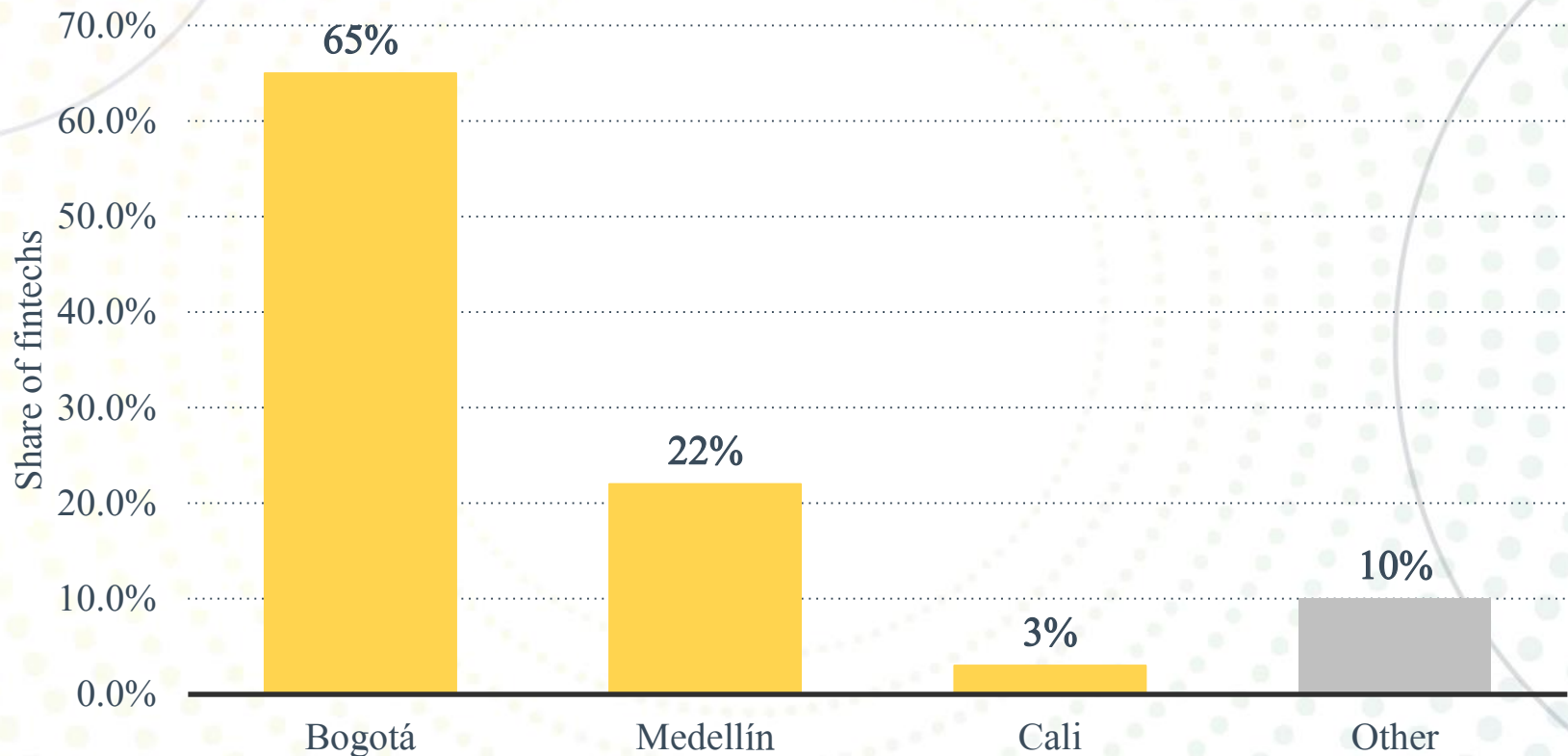


**Note:** Colombia; 2017\*\*; Only among 124 fintech startups  
Further information regarding this statistic can be found on [page 80](#).  
**Source(s):** Finnovista; [ID 886439](#)



# DISTRIBUTION OF FINTECH STARTUPS IN COLOMBIA AS OF AUGUST 2017, BY CITY OF ORIGIN

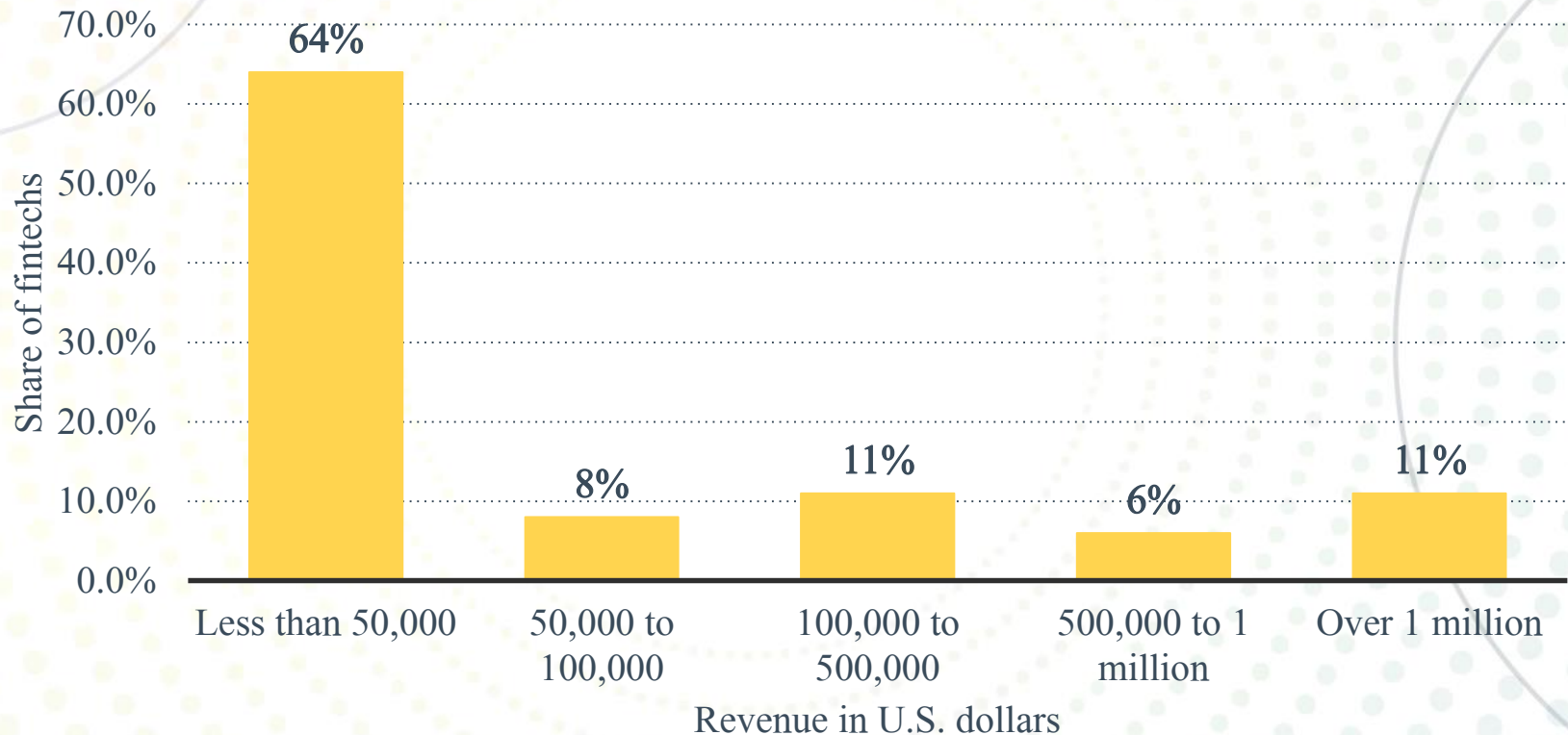
## Colombia: fintech distribution 2017, by city



**Note:** August 2017; Among 124 fintech startups  
Further information regarding this statistic can be found on [page 81](#).  
**Source(s):** Finnovista; [ID 892998](#)

# DISTRIBUTION OF FINTECH STARTUPS IN COLOMBIA IN 2017, BY ANNUAL REVENUE (IN U.S. DOLLARS)

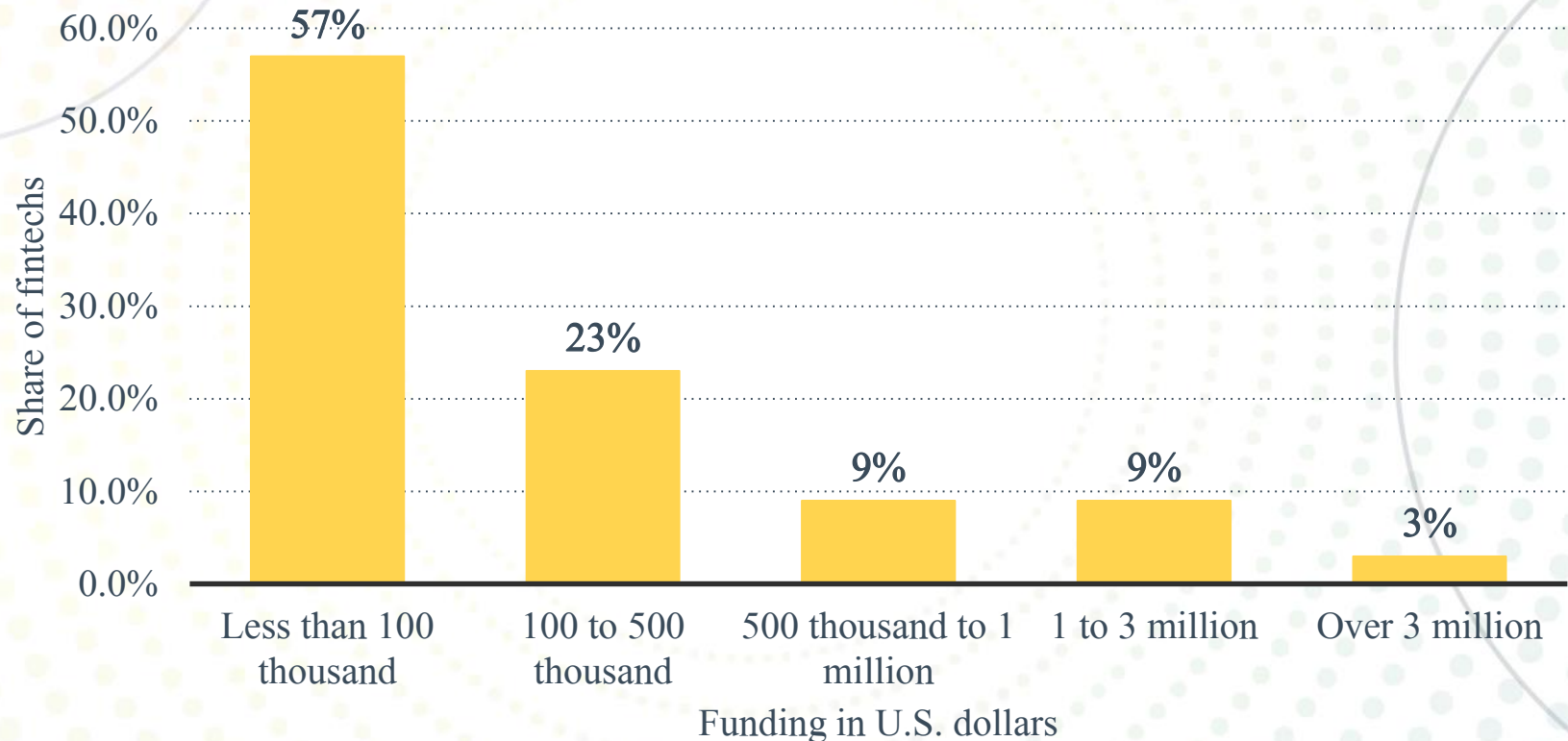
## Colombia: fintech startups distribution 2017, by revenue



**Note:** 2017\*; Only among 124 fintech startups  
Further information regarding this statistic can be found on [page 82](#).  
**Source(s):** Finnovista; [ID 886502](#)

# DISTRIBUTION OF FINTECH STARTUPS BY VALUE OF FUNDING RECEIVED IN COLOMBIA IN 2017 (IN U.S. DOLLARS)

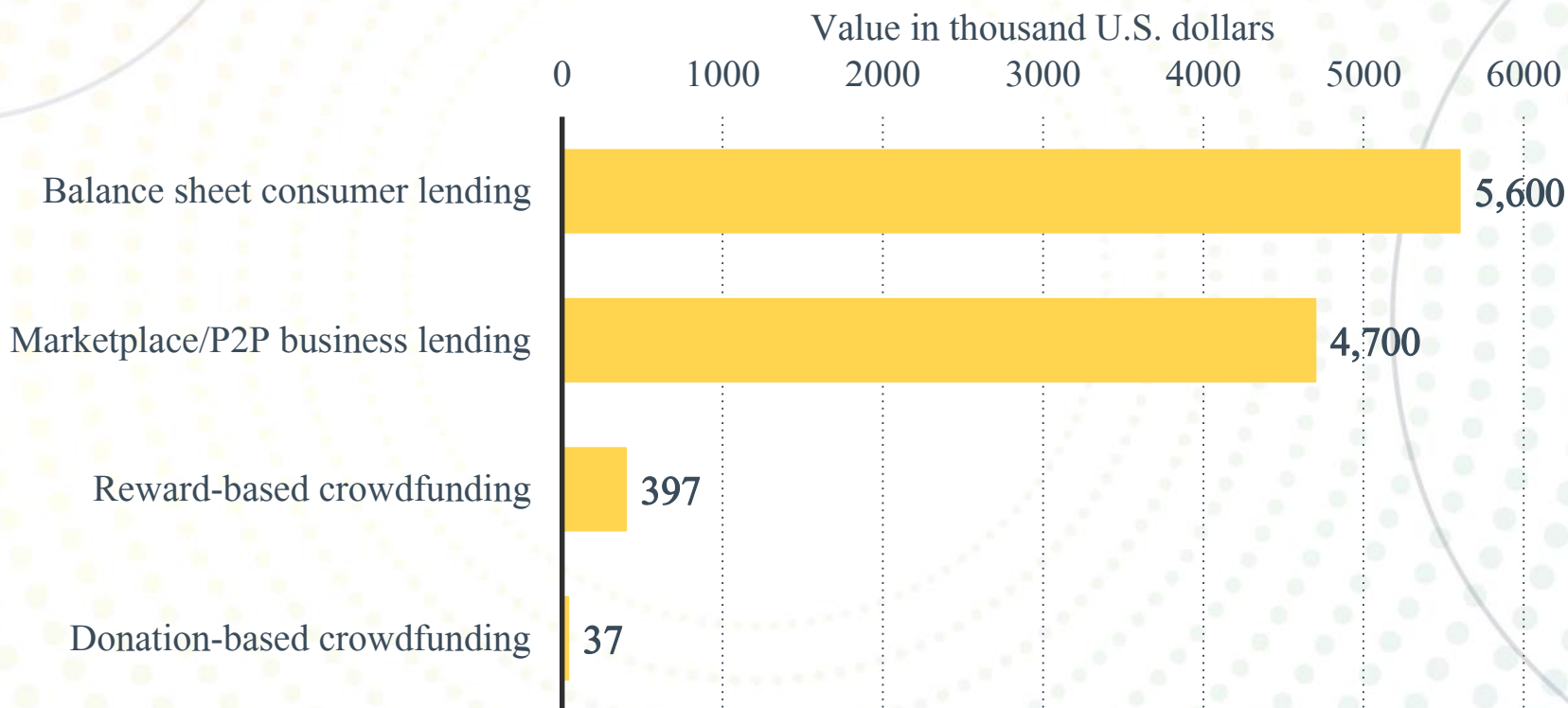
## Colombia: fintechs distribution 2017, by fundraising value



**Note:** Colombia; 2017\*; Only among fintechs that received external funding  
Further information regarding this statistic can be found on [page 83](#).  
**Source(s):** Finnovista; [ID 886534](#)

# ALTERNATIVE FINANCE MARKET VALUE IN COLOMBIA IN 2016, BY SELECTED BUSINESS MODELS (IN 1,000 U.S. DOLLARS)

## Colombia: size of alternative finance 2016, by selected models



Note: 2016

Further information regarding this statistic can be found on [page 84](#).

Source(s): IADB; Cambridge Judge Business School; Chicago Booth; Polsky Center for Entrepreneurship and Innovation; CME Group Foundation; [ID 892861](#)

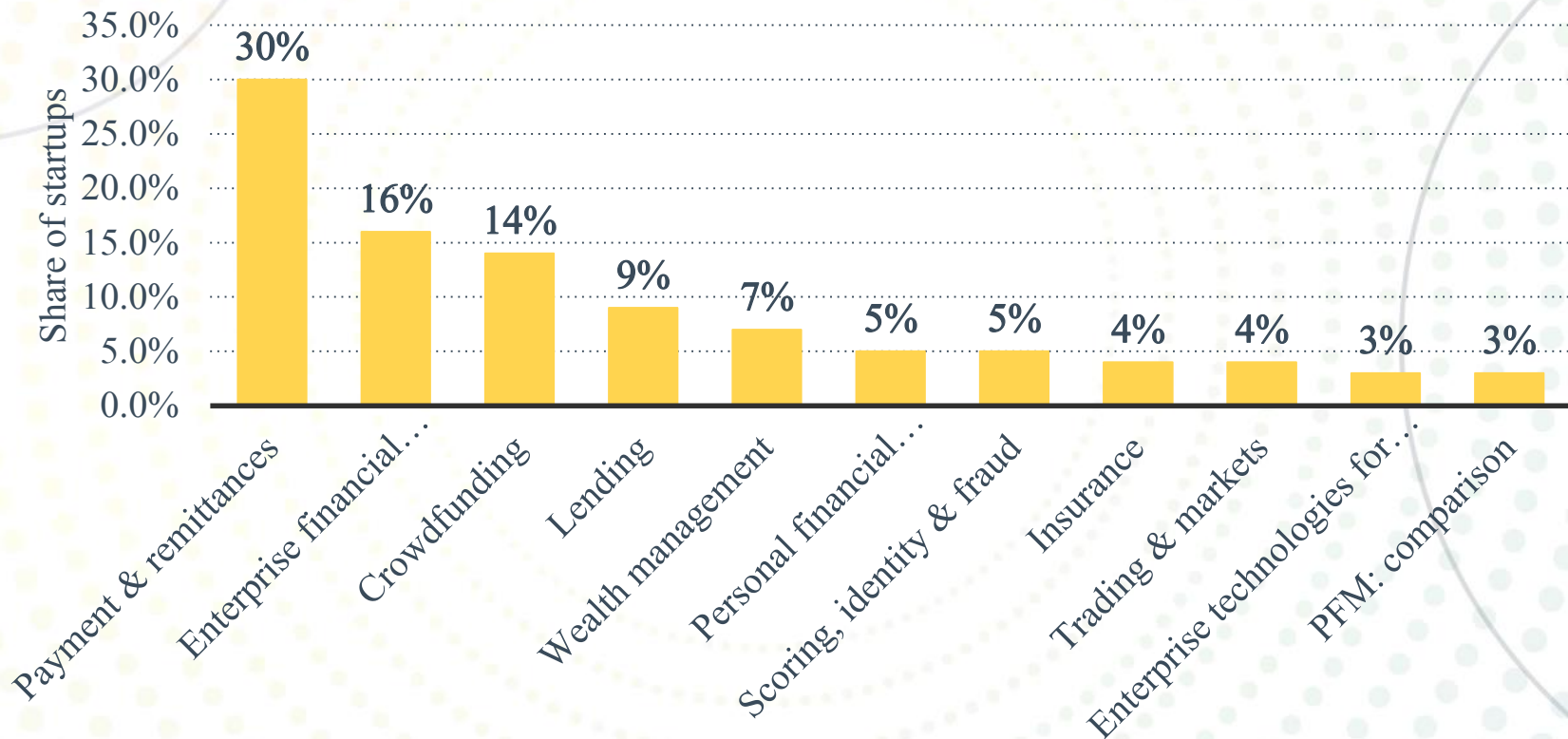
→ → Other countries

# Fintech in Latin America



# DISTRIBUTION OF FINTECH STARTUPS IN CHILE AS OF DECEMBER 2017, BY SECTOR

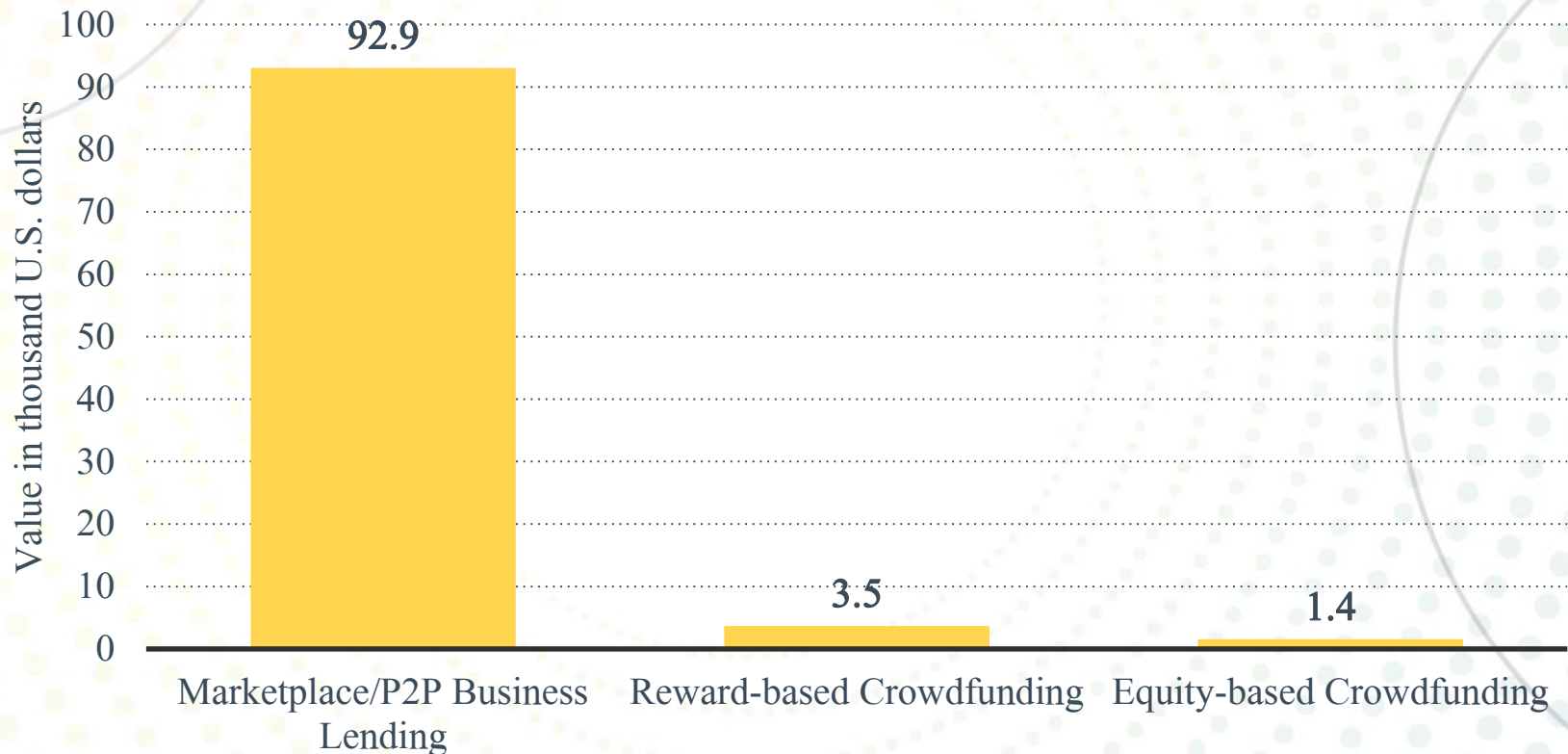
## Chile: distribution of fintechs 2017, by sector



**Note:** December 2017; Among 75 fintech companies  
Further information regarding this statistic can be found on [page 85](#).  
**Source(s):** Finnovista; [ID 877646](#)

# ALTERNATIVE FINANCE MARKET VALUE IN CHILE IN 2016, BY SELECTED BUSINESS MODELS (IN 1,000 U.S. DOLLARS)

## Chile: size of alternative finance 2016, by selected models



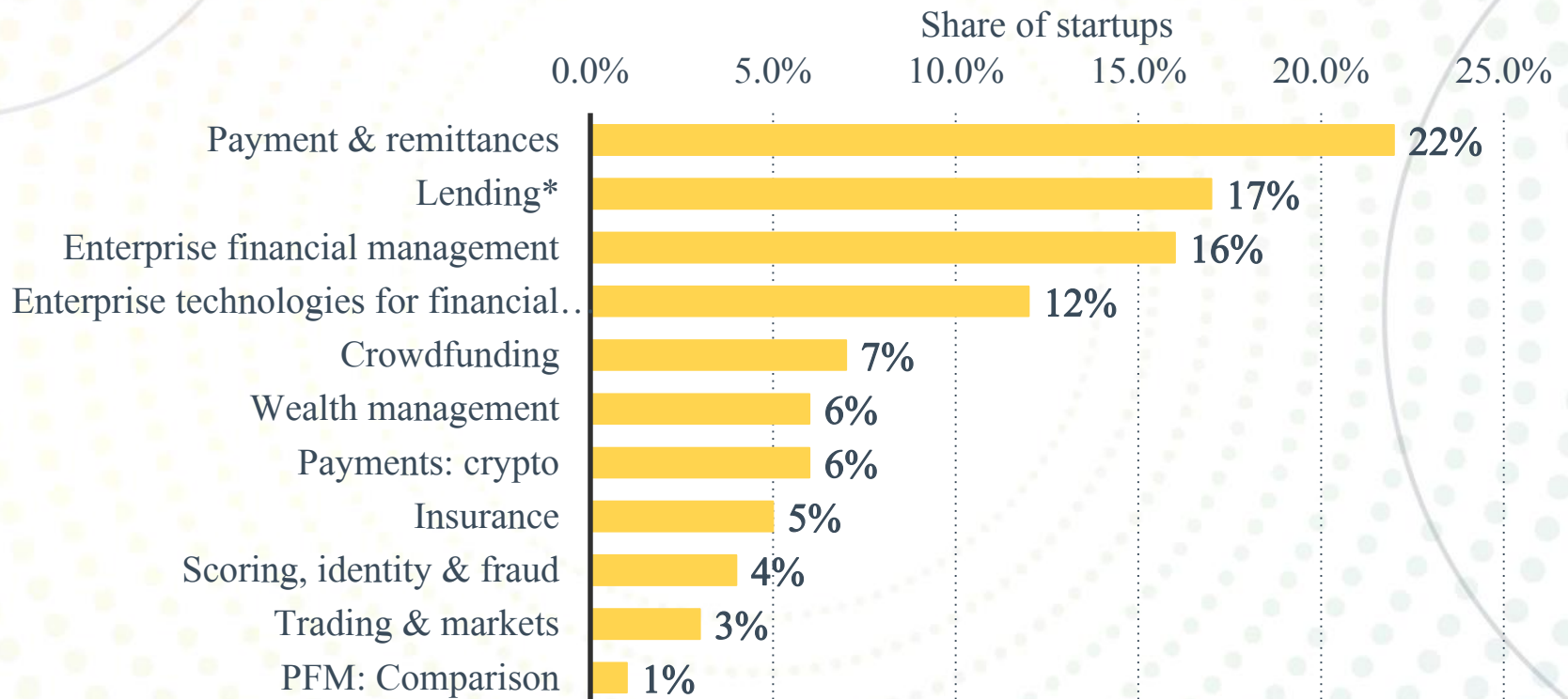
Note: Chile; 2016

Further information regarding this statistic can be found on [page 86](#).

Source(s): IADB; Cambridge Judge Business School; Chicago Booth; Polsky Center for Entrepreneurship and Innovation; CME Group Foundation; [ID 886828](#)

# DISTRIBUTION OF FINTECH STARTUPS IN ARGENTINA AS OF MARCH 2018, BY SECTOR

## Argentina: distribution of fintechs 2018, by sector

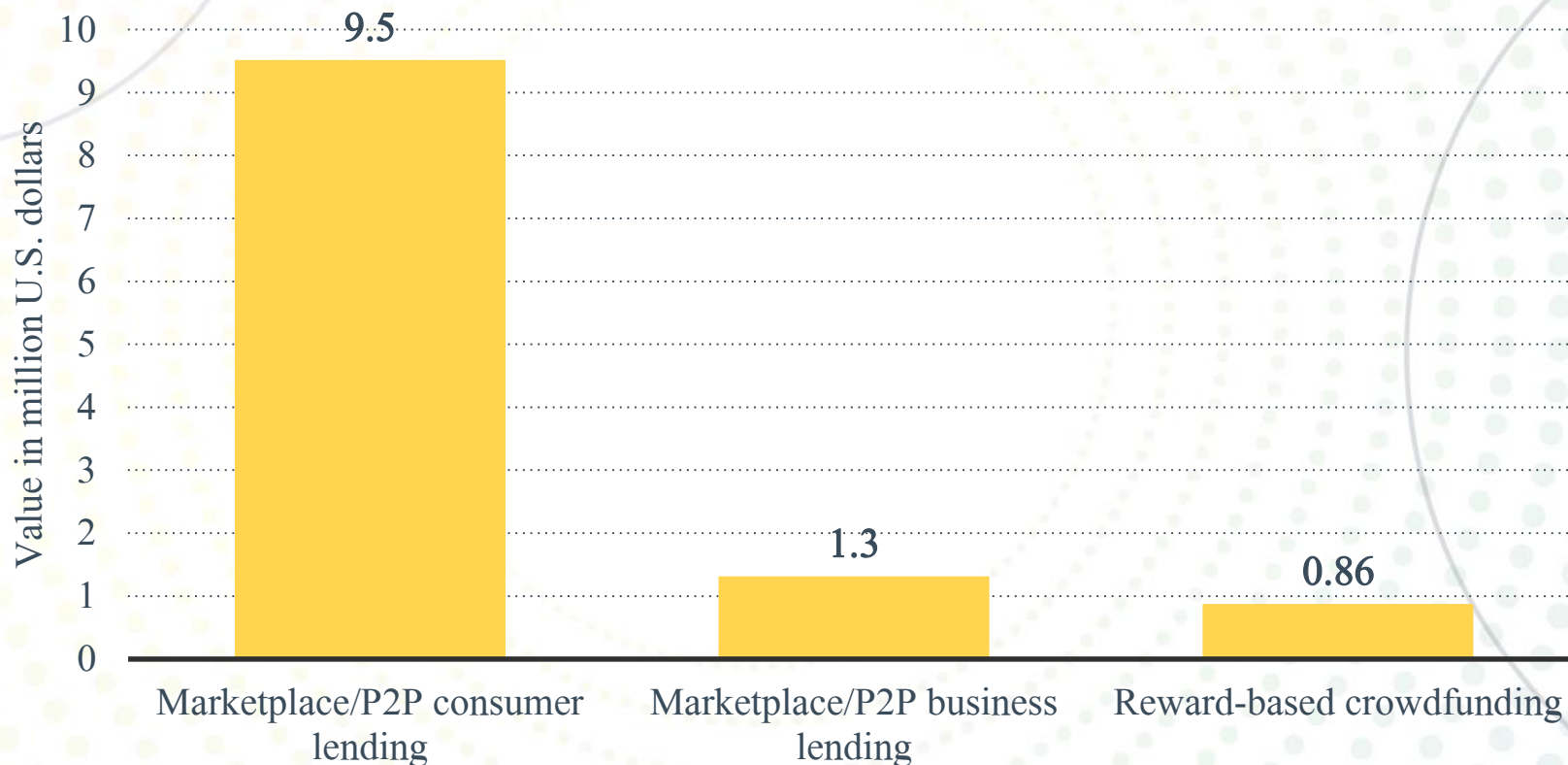


**Note:** As of March 2018; Among 110 fintech companies  
Further information regarding this statistic can be found on [page 87](#).  
**Source(s):** Finnovista; [ID.877337](#)



# ALTERNATIVE FINANCE MARKET VALUE IN ARGENTINA IN 2016, BY SELECTED BUSINESS MODEL (IN MILLION U.S. DOLLARS)

## Argentina: size of alternative finance 2016, by selected model



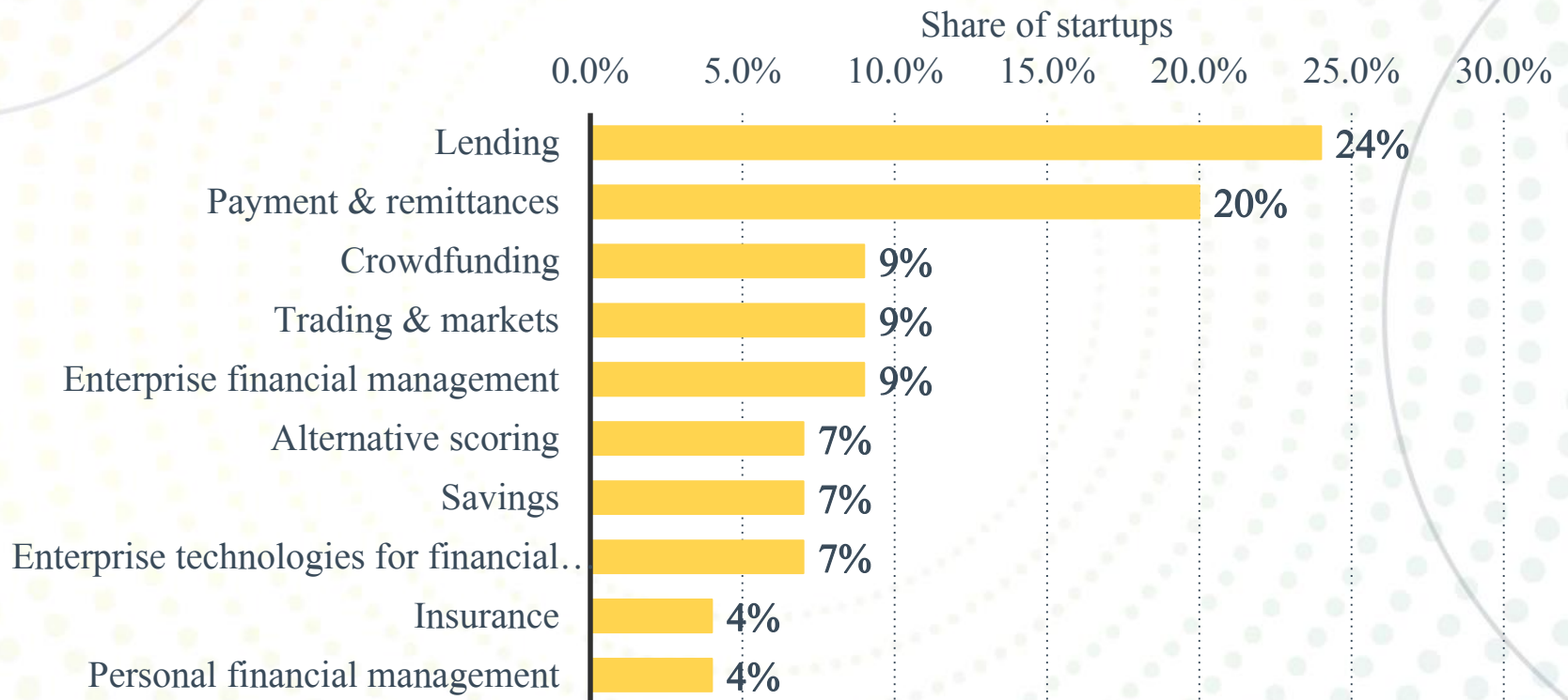
Note: 2016

Further information regarding this statistic can be found on [page 88](#).

Source(s): IADB; Cambridge Judge Business School; Chicago Booth; Polsky Center for Entrepreneurship and Innovation; CME Group Foundation; [ID 893397](#)

# DISTRIBUTION OF FINTECH STARTUPS IN PERU AS OF MAY 2017, BY SECTOR

## Peru: distribution of fintechs 2017, by sector



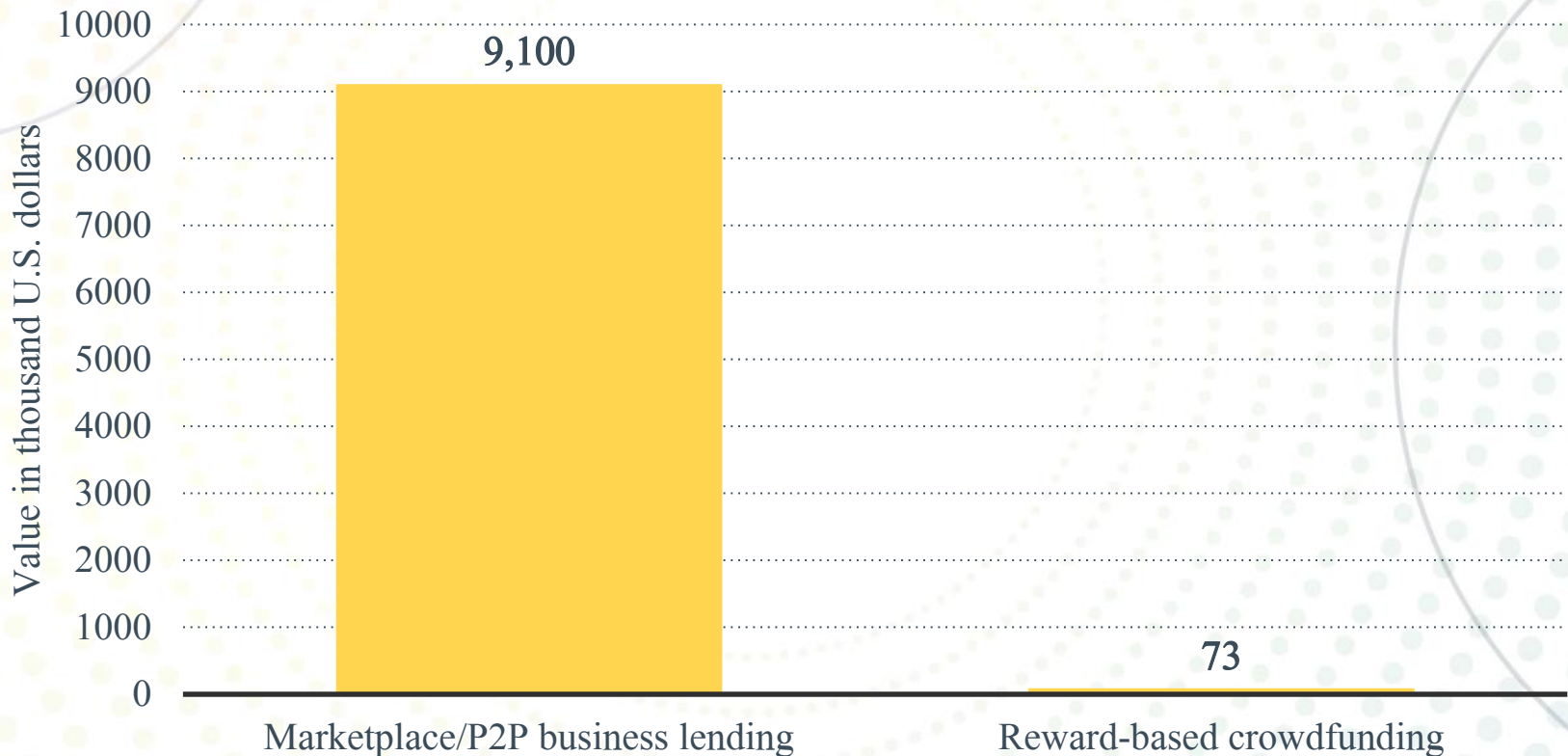
Note: As of May 2017\*

Further information regarding this statistic can be found on [page 89](#).

Source(s): Finnovista; [ID 893414](#)

# ALTERNATIVE FINANCE MARKET VALUE IN PERU IN 2016, BY SELECTED BUSINESS MODEL (IN 1,000 U.S. DOLLARS)

## Peru: size of alternative finance 2016, by selected model



Note: 2016

Further information regarding this statistic can be found on [page 90](#).

Source(s): IADB; Cambridge Judge Business School; Chicago Booth; Polsky Center for Entrepreneurship and Innovation; CME Group Foundation; [ID 893403](#)

# → → References

## Fintech in Latin America



# NUMBER OF FINTECH STARTUPS WORLDWIDE AS OF AUGUST 2018, BY REGION

## Number of Fintech startups worldwide 2018, by region

### Source and methodology information

Source(s)	BCG
Conducted by	BCG (Expand Research)
Survey period	August 2018*
Region(s)	Worldwide
Number of respondents	<i>n.a.</i>
Age group	<i>n.a.</i>
Special characteristics	<i>n.a.</i>
Published by	BCG (FinTech Control Tower)
Publication date	August 2018
Original source	<a href="http://fintechcontroltower.bcg.com">fintechcontroltower.bcg.com</a>
Website URL	<a href="#">visit the website</a>

### Notes:

\* The source does not specify the date of data collection. The date of survey provided is the date of access.

[Back to statistic](#)

# FINTECH ADOPTION RATES IN SELECTED COUNTRIES WORLDWIDE IN 2017

## Fintech adoption rates globally 2017, by country

### Source and methodology information

Source(s)	BI Intelligence; EY
Conducted by	EY
Survey period	March to April 2017
Region(s)	Worldwide
Number of respondents	22,535
Age group	18 years and older
Special characteristics	<i>n.a.</i>
Published by	BI Intelligence
Publication date	June 2017
Original source	EY Fintech Adoption Index, page 8
Website URL	<a href="#">visit the website</a>

### Notes:

The source adds the following information: "The figures show FinTech users as a percentage of the digitally active population."

[Back to statistic](#)

# TOTAL VOLUME OF ALTERNATIVE FINANCE IN THE AMERICAS IN 2016, BY REGION (IN BILLION U.S. DOLLARS)

## Total volume of alternative finance in the Americas 2016, by region

### Source and methodology information

Source(s)	Cambridge Judge Business School; Chicago Booth
Conducted by	Chicago Booth; Cambridge Judge Business School
Survey period	2016
Region(s)	Canada, Central and South America, United States
Number of respondents	<i>n.a.</i>
Age group	<i>n.a.</i>
Special characteristics	<i>n.a.</i>
Published by	Chicago Booth; Cambridge Judge Business School
Publication date	May 2017
Original source	2017 The Americas Alternative Finance Industry Report, page 26
Website URL	<a href="#">visit the website</a>

### Notes:

Figures have been rounded.

[Back to statistic](#)

# SHARE OF FINANCIAL INSTITUTIONS BELIEVING THAT PART OF THEIR BUSINESS IS AT RISK DUE TO FINTECH COMPANIES WORLDWIDE IN 2016 AND 2017, BY REGION

## Perception of risk from Fintech to financial companies worldwide 2017, by region

### Source and methodology information

Source(s)	PwC
Conducted by	PwC
Survey period	2017
Region(s)	Worldwide
Number of respondents	1,308
Age group	18 years and older
Special characteristics	CEOs, directors/department heads, heads of IT/digital/technology and other top management involved in strategy and innovation from 71 countries
Published by	PwC
Publication date	April 2017
Original source	Global FinTech Report 2017, page 5
Website URL	<a href="#">visit the website</a>

### Notes:

The source did not provide information on the exact date of study.

[Back to statistic](#)



# EXPECTED RETURN ON INVESTMENT (ROI) ON FINTECH PROJECTS AMONG FINANCIAL INSTITUTIONS WORLDWIDE IN 2017, BY REGION

## Expected ROI on Fintech projects among global financial institutions 2017, by region

### Source and methodology information

Source(s)	PwC
Conducted by	PwC
Survey period	2017
Region(s)	Worldwide
Number of respondents	1,308
Age group	18 years and older
Special characteristics	CEOs, directors/department heads, heads of IT/digital/technology and other top management involved in strategy and innovation from 71 countries
Published by	PwC
Publication date	April 2017
Original source	Global FinTech Report 2017, page 15
Website URL	<a href="#">visit the website</a>

### Notes:

The source did not provide information on the exact date of study.

[Back to statistic](#)

# NUMBER OF NON-CASH TRANSACTIONS WORLDWIDE FROM 2012 TO 2021, BY REGION (IN BILLIONS)

## Number of cashless transactions worldwide 2012-2021, by region

### Source and methodology information

Source(s)	Capgemini; ECB; BIS
Conducted by	BIS; ECB; Capgemini
Survey period	2012 to 2016
Region(s)	Worldwide
Number of respondents	<i>n.a.</i>
Age group	<i>n.a.</i>
Special characteristics	<i>n.a.</i>
Published by	Capgemini
Publication date	October 2018
Original source	World Payments Report 2018, pages 6 and 11
Website URL	<a href="#">visit the website</a>

### Notes:

\* Forecast.

[Back to statistic](#)

# LEADING COUNTRIES BY TOTAL NUMBER OF FINTECH STARTUPS IN LATIN AMERICA AS OF 2017 AND 2018

## Latin America: total number of fintech startups 2018, by country

### Source and methodology information

Source(s)	Finnovista
Conducted by	Finnovista
Survey period	As of August 2017 and August 2018
Region(s)	Brazil, Colombia, Mexico
Number of respondents	<i>n.a.</i>
Age group	<i>n.a.</i>
Special characteristics	<i>n.a.</i>
Published by	Finnovista
Publication date	August 2018
Original source	<a href="http://finnovista.com">finnovista.com</a>
Website URL	<a href="#">visit the website</a>

### Notes:

\* Figure for 2018 was retrieved from Fintech Radar Brazil (June 2018). \*\* All figures for August 2017 were retrieved from Fintech Radar Colombia .

[Back to statistic](#)

# LEADING COUNTRIES IN NUMBER OF NEW FINTECH STARTUPS IN LATIN AMERICA AS OF OCTOBER 2017

## Latin America: number of new fintech startups 2017, by country

### Source and methodology information

Source(s)	PanamericanWorld; LAVCA
Conducted by	LAVCA
Survey period	As of October 2017
Region(s)	Brazil, Colombia, Mexico
Number of respondents	<i>n.a.</i>
Age group	<i>n.a.</i>
Special characteristics	<i>n.a.</i>
Published by	PanamericanWorld
Publication date	October 2017
Original source	panamericanworld.com
Website URL	<a href="#">visit the website</a>

### Notes:

n.a.

[Back to statistic](#)

# NUMBER OF FINTECH INITIATIVES IN LATIN AMERICA IN 2016, BY COUNTRY

## Number of fintechs in Latin America 2016, by country

### Source and methodology information

Source(s)	IADB; Finnovista
Conducted by	IADB; Finnovista
Survey period	2016
Region(s)	Central and South America, Mexico
Number of respondents	<i>n.a.</i>
Age group	<i>n.a.</i>
Special characteristics	<i>n.a.</i>
Published by	IADB
Publication date	August 2017
Original source	<a href="http://iadb.org">iadb.org</a>
Website URL	<a href="#">visit the website</a>

### Notes:

The source does not provide an exact date for data collection.

[Back to statistic](#)

# DISTRIBUTION OF FINTECH INITIATIVES IN LATIN AMERICA IN 2016, BY COUNTRY

## Fintech initiatives in Latin America as of 2016, by country

### Source and methodology information

Source(s)	IADB; Finnovista
Conducted by	IADB; Finnovista
Survey period	2016
Region(s)	Central and South America, Mexico
Number of respondents	<i>n.a.</i>
Age group	<i>n.a.</i>
Special characteristics	<i>n.a.</i>
Published by	IADB
Publication date	August 2017
Original source	<a href="http://iadb.org">iadb.org</a>
Website URL	<a href="#">visit the website</a>

### Notes:

The source does not provide an exact date for data collection. The source does not provide any information regarding missing percentage points to 100 percent.

[Back to statistic](#)

# NUMBER OF FINTECH INITIATIVES IN LATIN AMERICA IN 2016, BY BUSINESS SEGMENT

## Number of fintech initiatives in Latin America 2016, by segment

### Source and methodology information

Source(s)	IADB; Finnovista
Conducted by	IADB; Finnovista
Survey period	2016
Region(s)	Central and South America
Number of respondents	<i>n.a.</i>
Age group	<i>n.a.</i>
Special characteristics	<i>n.a.</i>
Published by	IADB
Publication date	August 2017
Original source	<a href="http://iadb.org">iadb.org</a>
Website URL	<a href="#">visit the website</a>

### Notes:

The source does not provide an exact date for data collection.

[Back to statistic](#)

# DISTRIBUTION OF FINTECH INITIATIVES IN LATIN AMERICA IN 2016, BY BUSINESS SEGMENT

## Share of fintech initiatives in Latin America 2016, by segment

### Source and methodology information

Source(s)	IADB; Finnovista
Conducted by	IADB; Finnovista
Survey period	September 13, 2016 to December 19, 2016
Region(s)	Central and South America
Number of respondents	393 fintech startups
Age group	<i>n.a.</i>
Special characteristics	<i>n.a.</i>
Published by	IADB; Finnovista
Publication date	June 2017
Original source	FINTECH: Innovations You May Not Know were from Latin America and the Caribbean, page 36
Website URL	<a href="#">visit the website</a>

### Notes:

n.a.

[Back to statistic](#)



# ALTERNATIVE FINANCE MARKET VALUE IN LATIN AMERICA AND THE CARIBBEAN FROM 2014 TO 2016 (IN MILLION U.S. DOLLARS)

## Latin America: alternative finance market size 2014-2016

### Source and methodology information

Source(s)	IADB; Cambridge Judge Business School; Chicago Booth; Polsky Center for Entrepreneurship and Innovation; CME Group Foundation
Conducted by	Cambridge Judge Business School; Chicago Booth
Survey period	2014 to 2016
Region(s)	Central and South America
Number of respondents	<i>n.a.</i>
Age group	<i>n.a.</i>
Special characteristics	<i>n.a.</i>
Published by	CME Group Foundation; Polsky Center for Entrepreneurship and Innovation; IADB
Publication date	May 2017
Original source	2017 Americas Alternative Finance Industry Report, page 27
Website URL	<a href="#">visit the website</a>

### Notes:

*n.a.*

[Back to statistic](#)

# VALUE OF THE ALTERNATIVE FINANCE INDUSTRY IN SELECTED COUNTRIES IN LATIN AMERICA IN 2016 (IN MILLION U.S. DOLLARS)

## Latin America: alternative financing market size 2016, by country

### Source and methodology information

Source(s)	IADB; Cambridge Judge Business School; Chicago Booth; Polsky Center for Entrepreneurship and Innovation; CME Group Foundation
Conducted by	Cambridge Judge Business School; Chicago Booth
Survey period	2016
Region(s)	Central and South America, Mexico
Number of respondents	<i>n.a.</i>
Age group	<i>n.a.</i>
Special characteristics	<i>n.a.</i>
Published by	CME Group Foundation; Polsky Center for Entrepreneurship and Innovation; IADB
Publication date	May 2017
Original source	2017 Americas Alternative Finance Industry Report, page 60
Website URL	<a href="#">visit the website</a>

### Notes:

*n.a.*

[Back to statistic](#)

# FASTEST-GROWING ALTERNATIVE FINANCE MARKETS IN LATIN AMERICA IN 2016

## Latin America: alternative finance market growth 2016, by country

### Source and methodology information

Source(s)	IADB; Cambridge Judge Business School; Chicago Booth; Polsky Center for Entrepreneurship and Innovation; CME Group Foundation
Conducted by	Cambridge Judge Business School; Chicago Booth
Survey period	2016
Region(s)	Central and South America, Mexico
Number of respondents	<i>n.a.</i>
Age group	<i>n.a.</i>
Special characteristics	Based on transaction volume; Compared to the previous year
Published by	CME Group Foundation; Polsky Center for Entrepreneurship and Innovation; IADB
Publication date	May 2017
Original source	2017 Americas Alternative Finance Industry Report, page 62 & 64-66
Website URL	<a href="#">visit the website</a>

### Notes:

*n.a.*

[Back to statistic](#)

# DISTRIBUTION OF FINTECH INVESTMENT DEALS IN LATIN AMERICA FROM JANUARY 2015 TO JUNE 2017, BY COUNTRY

## Latin America: fintech investment deals 2015-2017, by country

### Source and methodology information

Source(s)	FinTech Global
Conducted by	FinTech Global
Survey period	2015, 2016 and H1 2017
Region(s)	Central and South America, Mexico
Number of respondents	<i>n.a.</i>
Age group	<i>n.a.</i>
Special characteristics	Based on number of deals
Published by	FinTech Global
Publication date	August 2017
Original source	fintech.global
Website URL	<a href="#">visit the website</a>

### Notes:

n.a.

[Back to statistic](#)

# INSTITUTIONAL INVESTOR ACTIVITY AS PERCENTAGE OF ALTERNATIVE FINANCE IN LATIN AMERICA AND THE CARIBBEAN IN 2016, BY BUSINESS MODEL

## LatAm: institutional investors as share of alternative finance 2016

### Source and methodology information

Source(s)	IADB; Cambridge Judge Business School; Chicago Booth; Polsky Center for Entrepreneurship and Innovation; CME Group Foundation
Conducted by	Cambridge Judge Business School; Chicago Booth
Survey period	2016
Region(s)	Central and South America
Number of respondents	273 alternative finance platforms*
Age group	<i>n.a.</i>
Special characteristics	Based on total volume of investments
Published by	CME Group Foundation; Polsky Center for Entrepreneurship and Innovation; IADB
Publication date	May 2017
Original source	2017 Americas Alternative Finance Industry Report, page 48
Website URL	<a href="#">visit the website</a>

### Notes:

\* Among platforms located in the following countries: Anguilla, Argentina, Belize, Bolivia, Brazil, Chile, Colombia, Costa Rica, Cuba, Dominica, Dominican Republic, Ecuador, El Salvador, Guam, Guatemala, Haiti, Honduras, Mexico, Nicaragua, Panama, Paraguay, Peru, Puerto Rico, Uruguay, Venezuela and Virgin Islands. The source does not specify how many platforms were surveyed in the Latin American region or countries. The source does not provide the exact date of survey.

[Back to statistic](#)

# DISTRIBUTION OF FINTECH STARTUPS IN BRAZIL AS OF MAY 2018, BY SECTOR

## Brazil: distribution of fintechs 2018, by sector

### Source and methodology information

Source(s)	Finnovista
Conducted by	Finnovista
Survey period	May 2018**
Region(s)	Brazil
Number of respondents	<i>n.a.</i>
Age group	<i>n.a.</i>
Special characteristics	Among 377 fintech startups
Published by	Finnovista
Publication date	June 2018
Original source	<a href="http://finnovista.com">finnovista.com</a>
Website URL	<a href="#">visit the website</a>

### Notes:

\* Including consumer and corporate lending. Figure calculated by Statista based on the source's data. \*\* The source does not specify the date of data collection.

[Back to statistic](#)

# DISTRIBUTION OF FINTECH STARTUPS IN BRAZIL AS OF MAY 2018, BY CITY OF ORIGIN

## Brazil: fintechs distribution 2018, by city

### Source and methodology information

Source(s)	Finnovista
Conducted by	Finnovista
Survey period	May 2018*
Region(s)	Brazil
Number of respondents	<i>n.a.</i>
Age group	<i>n.a.</i>
Special characteristics	Among 377 fintech startups
Published by	Finnovista
Publication date	June 2018
Original source	<a href="http://finnovista.com">finnovista.com</a>
Website URL	<a href="#">visit the website</a>

### Notes:

\* The source does not specify the date of data collection.

[Back to statistic](#)

# VALUE OF INVESTMENTS RECEIVED BY SELECTED FINTECH COMPANIES IN BRAZIL IN 2017 (IN MILLION BRAZILIAN REALS)

## Brazil: investments in selected fintech companies in 2017

### Source and methodology information

Source(s)	Conexão Fintech
Conducted by	Conexão Fintech
Survey period	2017
Region(s)	Brazil, Central and South America
Number of respondents	<i>n.a.</i>
Age group	<i>n.a.</i>
Special characteristics	<i>n.a.</i>
Published by	Conexão Fintech
Publication date	March 2018
Original source	<a href="http://conexaofintech.com.br">conexaofintech.com.br</a>
Website URL	<a href="#">visit the website</a>

### Notes:

\* Value calculated by Statista based on the source's data. The company received two investments in 2017, one amounting to 60 million Brazilian reals, and another for 165 million reals.

[Back to statistic](#)



# DISTRIBUTION OF FINTECH INITIATIVES IN BRAZIL IN 2016, BY BUSINESS SEGMENT

## Brazil: fintech initiatives 2016, by segment

### Source and methodology information

Source(s)	IADB; Finnovista
Conducted by	IADB; Finnovista
Survey period	September 13, 2016 to December 19, 2016
Region(s)	Brazil
Number of respondents	393 fintech startups in Latin America
Age group	<i>n.a.</i>
Special characteristics	<i>n.a.</i>
Published by	IADB; Finnovista
Publication date	June 2017
Original source	FINTECH: Innovations You May Not Know were from Latin America and the Caribbean, page 82
Website URL	<a href="#">visit the website</a>

### Notes:

n.a.

[Back to statistic](#)

# ALTERNATIVE FINANCE MARKET VALUE IN BRAZIL IN 2016, BY BUSINESS MODEL (IN MILLION U.S. DOLLARS)

## Brazil: size of alternative finance 2016, by model

### Source and methodology information

Source(s)	IADB; Cambridge Judge Business School; Chicago Booth; Polsky Center for Entrepreneurship and Innovation; CME Group Foundation
Conducted by	Cambridge Judge Business School; Chicago Booth
Survey period	2016
Region(s)	Brazil
Number of respondents	<i>n.a.</i>
Age group	<i>n.a.</i>
Special characteristics	<i>n.a.</i>
Published by	CME Group Foundation; Polsky Center for Entrepreneurship and Innovation; IADB
Publication date	May 2017
Original source	2017 Americas Alternative Finance Industry Report, page 65
Website URL	<a href="#">visit the website</a>

### Notes:

The source does not provide the exact date of survey.

[Back to statistic](#)

# DISTRIBUTION OF FINTECH STARTUPS IN MEXICO AS OF AUGUST 2018, BY SECTOR

## Mexico: distribution of fintech startups 2018, by sector

### Source and methodology information

Source(s)	Finnovista
Conducted by	Finnovista
Survey period	As of August 2018
Region(s)	Central and South America, Mexico
Number of respondents	<i>n.a.</i>
Age group	<i>n.a.</i>
Special characteristics	Among 334 fintech companies
Published by	Finnovista
Publication date	August 2018
Original source	<a href="http://finnovista.com">finnovista.com</a>
Website URL	<a href="#">visit the website</a>

### Notes:

n.a.

[Back to statistic](#)

# DISTRIBUTION OF FINTECH STARTUPS IN MEXICO AS OF AUGUST 2018, BY CITY OF ORIGIN

## Mexico: fintech distribution 2018, by city

### Source and methodology information

Source(s)	Finnovista
Conducted by	Finnovista
Survey period	As of August 2018
Region(s)	Mexico
Number of respondents	<i>n.a.</i>
Age group	<i>n.a.</i>
Special characteristics	Among 334 fintech startups
Published by	Finnovista
Publication date	August 2018
Original source	<a href="http://finnovista.com">finnovista.com</a>
Website URL	<a href="#">visit the website</a>

### Notes:

n.a.

[Back to statistic](#)

# FUNDRAISING AMOUNT OF LEADING FINTECH STARTUPS IN MEXICO AS OF 2018 (IN MILLION U.S. DOLLARS)

## Mexico: fundraising amount of selected fintechs 2018

### Source and methodology information

Source(s)	CrunchBase
Conducted by	CrunchBase
Survey period	As of August 2018*
Region(s)	Mexico
Number of respondents	<i>n.a.</i>
Age group	<i>n.a.</i>
Special characteristics	<i>n.a.</i>
Published by	CrunchBase
Publication date	August 2018
Original source	crunchbase.com
Website URL	<a href="#">visit the website</a>

### Notes:

\* The date of survey given is the date of publication. This statistic was assembled using specific links for each company: Bitso Clip Kubo Kueski Mimoni

[Back to statistic](#)

# LEADING BUSINESS SEGMENTS OF FINTECH STARTUPS IN MEXICO AS OF 2017

## Mexico: distribution of fintech startups 2017, by segment

### Source and methodology information

Source(s)	Bank of Mexico; Rankia
Conducted by	Bank of Mexico
Survey period	2017*
Region(s)	Central and South America, Mexico
Number of respondents	<i>n.a.</i>
Age group	<i>n.a.</i>
Special characteristics	<i>n.a.</i>
Published by	Rankia
Publication date	September 2017
Original source	rankia.mx
Website URL	<a href="#">visit the website</a>

### Notes:

\* The source does not specify the date of data collection. The year of survey given is the year of publication.

[Back to statistic](#)

# ALTERNATIVE FINANCE MARKET VALUE IN MEXICO IN 2016, BY BUSINESS MODEL (IN MILLION U.S. DOLLARS)

## Mexico: size of alternative finance 2016, by model

### Source and methodology information

Source(s)	IADB; Cambridge Judge Business School; Chicago Booth; Polsky Center for Entrepreneurship and Innovation; CME Group Foundation
Conducted by	Cambridge Judge Business School; Chicago Booth
Survey period	2016
Region(s)	Mexico
Number of respondents	<i>n.a.</i>
Age group	<i>n.a.</i>
Special characteristics	<i>n.a.</i>
Published by	CME Group Foundation; Polsky Center for Entrepreneurship and Innovation; IADB
Publication date	May 2017
Original source	2017 Americas Alternative Finance Industry Report, page 63
Website URL	<a href="#">visit the website</a>

### Notes:

The source does not provide the exact date of survey.

[Back to statistic](#)

# NUMBER OF FINTECH STARTUPS IN COLOMBIA AS OF AUGUST 2017, BY SECTOR

## Colombia: number of fintech startups 2017, by sector

### Source and methodology information

Source(s)	Finnovista
Conducted by	Finnovista
Survey period	2017**
Region(s)	Colombia
Number of respondents	<i>n.a.</i>
Age group	<i>n.a.</i>
Special characteristics	Only among 124 fintech startups
Published by	Finnovista
Publication date	August 2017
Original source	<a href="http://finnovista.com">finnovista.com</a>
Website URL	<a href="#">visit the website</a>

### Notes:

\* Including consumer and corporate lending. \*\* The source does not specify the date of data collection.

[Back to statistic](#)



# DISTRIBUTION OF FINTECH STARTUPS IN COLOMBIA AS OF AUGUST 2017, BY CITY OF ORIGIN

## Colombia: fintech distribution 2017, by city

### Source and methodology information

Source(s)	Finnovista
Conducted by	Finnovista
Survey period	August 2017
Region(s)	Colombia
Number of respondents	<i>n.a.</i>
Age group	<i>n.a.</i>
Special characteristics	Among 124 fintech startups
Published by	Finnovista
Publication date	August 2017
Original source	finnovista.com
Website URL	<a href="#">visit the website</a>

### Notes:

\* The source does not specify the date of data collection.

[Back to statistic](#)

# DISTRIBUTION OF FINTECH STARTUPS IN COLOMBIA IN 2017, BY ANNUAL REVENUE (IN U.S. DOLLARS)

## Colombia: fintech startups distribution 2017, by revenue

### Source and methodology information

Source(s)	Finnovista
Conducted by	Finnovista
Survey period	2017*
Region(s)	Colombia
Number of respondents	<i>n.a.</i>
Age group	<i>n.a.</i>
Special characteristics	Only among 124 fintech startups
Published by	Finnovista
Publication date	August 2017
Original source	<a href="http://finnovista.com">finnovista.com</a>
Website URL	<a href="#">visit the website</a>

### Notes:

\* The source does not specify the date of data collection.

[Back to statistic](#)

# DISTRIBUTION OF FINTECH STARTUPS BY VALUE OF FUNDING RECEIVED IN COLOMBIA IN 2017 (IN U.S. DOLLARS)

## Colombia: fintechs distribution 2017, by fundraising value

### Source and methodology information

Source(s)	Finnovista
Conducted by	Finnovista
Survey period	2017*
Region(s)	Colombia
Number of respondents	<i>n.a.</i>
Age group	<i>n.a.</i>
Special characteristics	Only among fintechs that received external funding
Published by	Finnovista
Publication date	August 2017
Original source	<a href="http://finnovista.com">finnovista.com</a>
Website URL	<a href="#">visit the website</a>

### Notes:

\* The source does not specify the date of data collection.

[Back to statistic](#)

# ALTERNATIVE FINANCE MARKET VALUE IN COLOMBIA IN 2016, BY SELECTED BUSINESS MODELS (IN 1,000 U.S. DOLLARS)

## Colombia: size of alternative finance 2016, by selected models

### Source and methodology information

Source(s)	IADB; Cambridge Judge Business School; Chicago Booth; Polsky Center for Entrepreneurship and Innovation; CME Group Foundation
Conducted by	Cambridge Judge Business School; Chicago Booth
Survey period	2016
Region(s)	Colombia
Number of respondents	<i>n.a.</i>
Age group	<i>n.a.</i>
Special characteristics	<i>n.a.</i>
Published by	CME Group Foundation; Polsky Center for Entrepreneurship and Innovation; IADB
Publication date	May 2017
Original source	2017 Americas Alternative Finance Industry Report, page 66
Website URL	<a href="#">visit the website</a>

### Notes:

The source does not provide the exact date of survey.

[Back to statistic](#)

# DISTRIBUTION OF FINTECH STARTUPS IN CHILE AS OF DECEMBER 2017, BY SECTOR

## Chile: distribution of fintechs 2017, by sector

### Source and methodology information

Source(s)	Finnovista
Conducted by	Finnovista
Survey period	December 2017
Region(s)	Chile
Number of respondents	<i>n.a.</i>
Age group	<i>n.a.</i>
Special characteristics	Among 75 fintech companies
Published by	Finnovista
Publication date	December 2017
Original source	<a href="http://finnovista.com">finnovista.com</a>
Website URL	<a href="#">visit the website</a>

### Notes:

n.a.

[Back to statistic](#)

# ALTERNATIVE FINANCE MARKET VALUE IN CHILE IN 2016, BY SELECTED BUSINESS MODELS (IN 1,000 U.S. DOLLARS)

## Chile: size of alternative finance 2016, by selected models

### Source and methodology information

Source(s)	IADB; Cambridge Judge Business School; Chicago Booth; Polsky Center for Entrepreneurship and Innovation; CME Group Foundation
Conducted by	Cambridge Judge Business School; Chicago Booth
Survey period	2016
Region(s)	Chile
Number of respondents	<i>n.a.</i>
Age group	<i>n.a.</i>
Special characteristics	<i>n.a.</i>
Published by	CME Group Foundation; Polsky Center for Entrepreneurship and Innovation; IADB
Publication date	May 2017
Original source	2017 Americas Alternative Finance Industry Report, page 64
Website URL	<a href="#">visit the website</a>

### Notes:

The source does not provide the exact date of survey.

[Back to statistic](#)

# DISTRIBUTION OF FINTECH STARTUPS IN ARGENTINA AS OF MARCH 2018, BY SECTOR

## Argentina: distribution of fintechs 2018, by sector

### Source and methodology information

Source(s)	Finnovista
Conducted by	Finnovista
Survey period	As of March 2018
Region(s)	Argentina
Number of respondents	<i>n.a.</i>
Age group	<i>n.a.</i>
Special characteristics	Among 110 fintech companies
Published by	Finnovista
Publication date	March 2018
Original source	<a href="http://finnovista.com">finnovista.com</a>
Website URL	<a href="#">visit the website</a>

### Notes:

\* Including business and consumer lending. Figure calculated by Statista based on the source's data. Missing percentage points to 100 percent are probably due to rounding.

[Back to statistic](#)

# ALTERNATIVE FINANCE MARKET VALUE IN ARGENTINA IN 2016, BY SELECTED BUSINESS MODEL (IN MILLION U.S. DOLLARS)

## Argentina: size of alternative finance 2016, by selected model

### Source and methodology information

Source(s)	IADB; Cambridge Judge Business School; Chicago Booth; Polsky Center for Entrepreneurship and Innovation; CME Group Foundation
Conducted by	Cambridge Judge Business School; Chicago Booth
Survey period	2016
Region(s)	Argentina
Number of respondents	<i>n.a.</i>
Age group	<i>n.a.</i>
Special characteristics	<i>n.a.</i>
Published by	CME Group Foundation; Polsky Center for Entrepreneurship and Innovation; IADB
Publication date	May 2017
Original source	2017 Americas Alternative Finance Industry Report, page 66
Website URL	<a href="#">visit the website</a>

### Notes:

The source does not provide the exact date of survey.

[Back to statistic](#)



# DISTRIBUTION OF FINTECH STARTUPS IN PERU AS OF MAY 2017, BY SECTOR

## Peru: distribution of fintechs 2017, by sector

### Source and methodology information

Source(s)	Finnovista
Conducted by	Finnovista
Survey period	As of May 2017*
Region(s)	Peru
Number of respondents	<i>n.a.</i>
Age group	<i>n.a.</i>
Special characteristics	<i>n.a.</i>
Published by	Finnovista
Publication date	May 2017
Original source	<a href="http://finnovista.com">finnovista.com</a>
Website URL	<a href="#">visit the website</a>

### Notes:

\* The source does not specify the date of data collection.

[Back to statistic](#)

# ALTERNATIVE FINANCE MARKET VALUE IN PERU IN 2016, BY SELECTED BUSINESS MODEL (IN 1,000 U.S. DOLLARS)

## Peru: size of alternative finance 2016, by selected model

### Source and methodology information

Source(s)	IADB; Cambridge Judge Business School; Chicago Booth; Polsky Center for Entrepreneurship and Innovation; CME Group Foundation
Conducted by	Cambridge Judge Business School; Chicago Booth
Survey period	2016
Region(s)	Peru
Number of respondents	<i>n.a.</i>
Age group	<i>n.a.</i>
Special characteristics	<i>n.a.</i>
Published by	CME Group Foundation; Polsky Center for Entrepreneurship and Innovation; IADB
Publication date	May 2017
Original source	2017 Americas Alternative Finance Industry Report, page 66
Website URL	<a href="#">visit the website</a>

### Notes:

The source does not provide the exact date of survey.

[Back to statistic](#)