

→ → Automotive industry in Colombia



→ → Table of Contents

Automotive industry in Colombia



TABLE OF CONTENTS

Overview

- [07](#) Changes in worldwide vehicle production by region 2013-2017
- [08](#) South America: number of new vehicles registered or sold 2017
- [09](#) Latin America: imported new vehicles share in Andean countries 2013-2017
- [10](#) Latin America: number of exported vehicles in the Andean region 2016-2017
- [11](#) Colombia: motor vehicle unit sales 2017, by type

Vehicle production

- [13](#) Colombia: motor vehicle production 2016-2017
- [14](#) Colombia: motor vehicle production 2017, by type

TABLE OF CONTENTS

- [15](#) Colombia: vehicle production 2014-2016, by destination market
- [16](#) Colombia: vehicle production volume 2016-2017, by brand

Vehicle sales

- [18](#) Colombia: motor vehicle unit sales 2010-2017
- [19](#) Colombia: vehicle unit sales 2017, by type
- [20](#) Colombia: number of used vehicles sold 2015-2017
- [21](#) Colombia: commercial passenger vehicle registrations 2017, by month
- [22](#) Colombia: number of registered electric vehicles 2016-2017

International trade

TABLE OF CONTENTS

- [24](#) Colombia: vehicle export volume 2008-2017
- [25](#) Colombia: share of vehicles imported 2016, by segment
- [26](#) Colombia: share of vehicle registrations 2016-2018, by origin

Manufacturers and brands

- [28](#) Colombia: leading vehicle brands by unit sales 2017
- [29](#) Colombia: commercial vehicles for passengers key brands 2017, by sales
- [30](#) Colombia: used vehicle market share 2017, by brand
- [31](#) Colombia: leading vehicle models by type & registrations 2017
- [32](#) Colombia: leading light vehicle models 2017

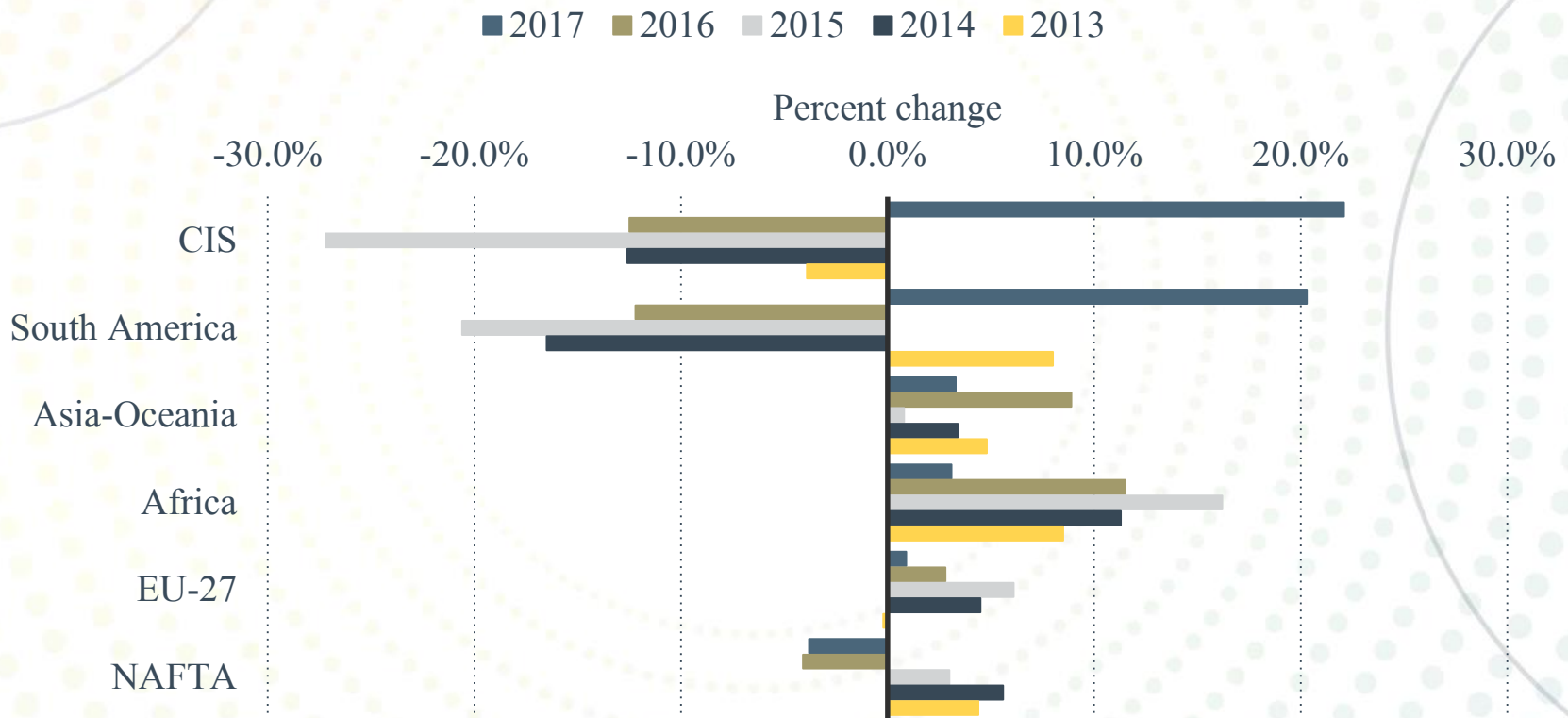
→ → Overview

Automotive industry in Colombia



ESTIMATED GLOBAL VEHICLE PRODUCTION GROWTH FROM 2013 TO 2017, BY REGION

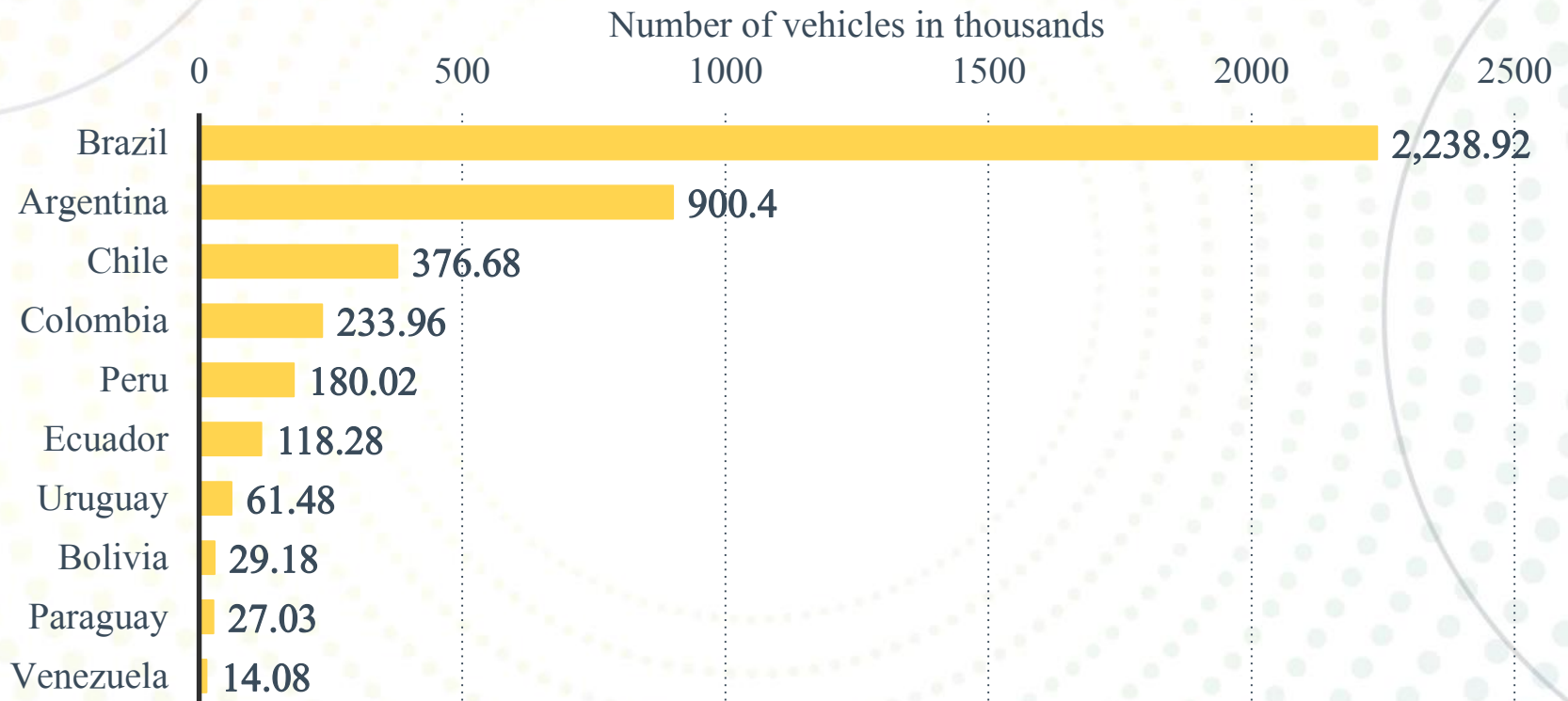
Changes in worldwide vehicle production by region 2013-2017



Note: Worldwide
 Further information regarding this statistic can be found on [page 34](#).
 Source(s): OICA; [ID 266807](#)

NUMBER OF NEW VEHICLES REGISTERED OR SOLD IN SELECTED COUNTRIES IN SOUTH AMERICA IN 2017 (IN 1,000S)

South America: number of new vehicles registered or sold 2017

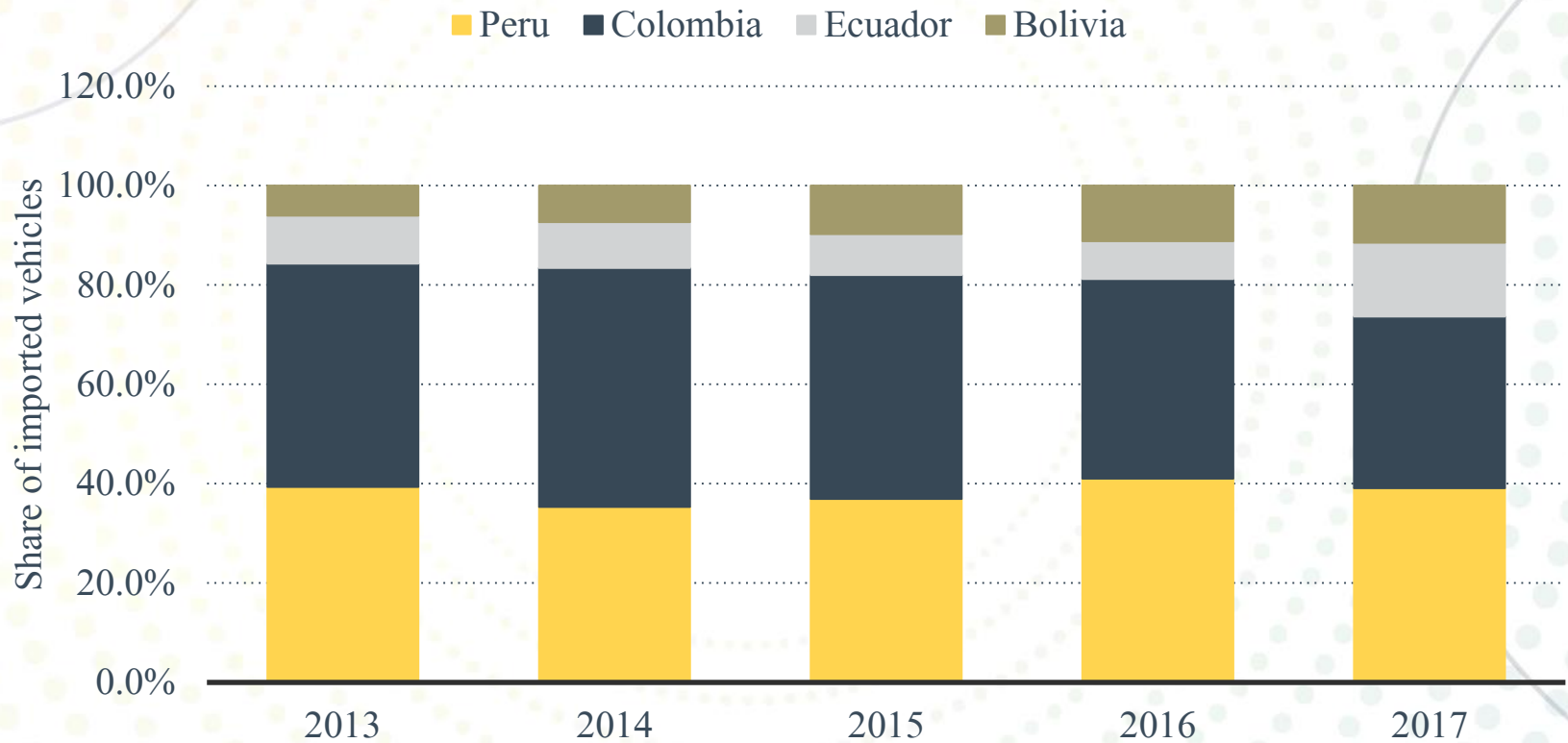


Note: Central and South America; 2017 ; Includes cars, commercial vehicles, trucks, buses and coaches
Further information regarding this statistic can be found on [page 35](#).

Source(s): OICA; [ID 892167](#)

DISTRIBUTION OF IMPORTED NEW VEHICLES IN ANDEAN COUNTRIES IN LATIN AMERICA FROM 2013 TO 2017, BY COUNTRY

Latin America: imported new vehicles share in Andean countries 2013-2017



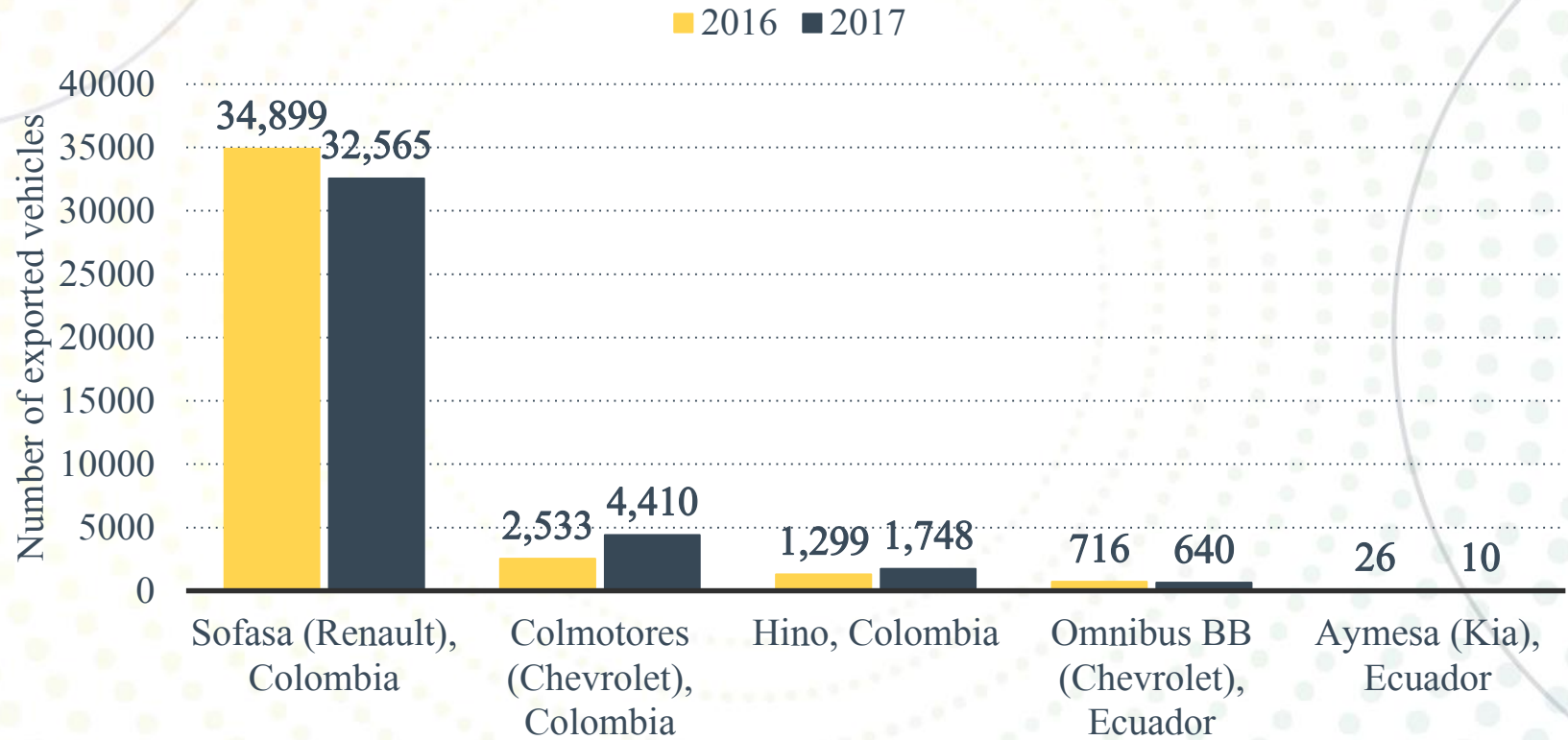
Note: Bolivia, Colombia, Ecuador, Peru; 2013 to 2017

Further information regarding this statistic can be found on [page 36](#).

Source(s): Comunidad Andina; CINAIE; Aduana Nacional de Bolivia; ACOLFA; Asociación Automotriz del Perú; [ID 883535](#)

NUMBER OF EXPORTED VEHICLES IN SELECTED ANDEAN COUNTRIES IN LATIN AMERICA IN 2016 AND 2017, BY VEHICLE BRAND

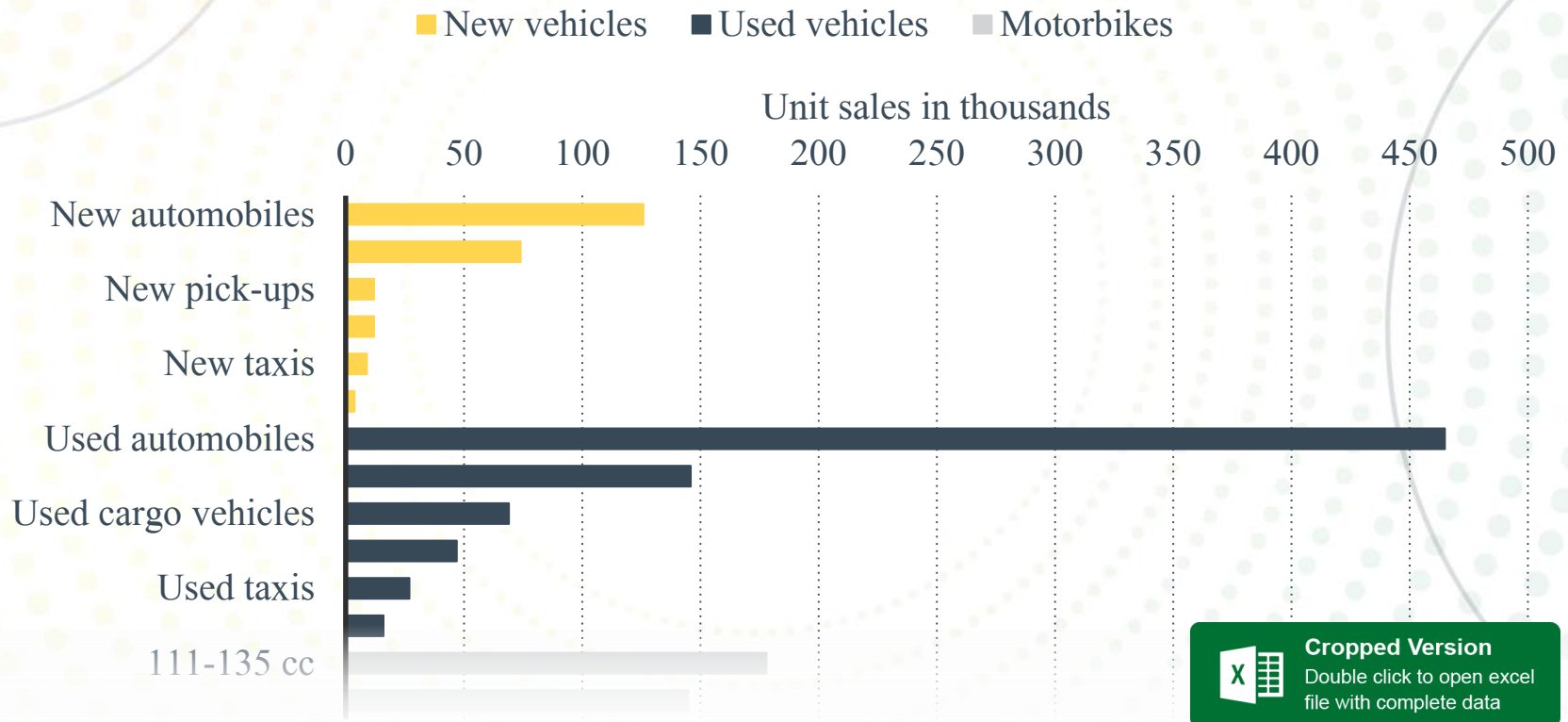
Latin America: number of exported vehicles in the Andean region 2016-2017



Note: Colombia, Ecuador; 2016 and 2017
 Further information regarding this statistic can be found on [page 37](#).
Source(s): Comunidad Andina; [ID 883776](#)

NUMBER OF MOTOR VEHICLES SOLD IN COLOMBIA IN 2017, BY TYPE (IN 1,000 UNITS)

Colombia: motor vehicle unit sales 2017, by type



Cropped Version
 Double click to open excel file with complete data

Note: Colombia; 2017; Not including vans and trailers.
 Further information regarding this statistic can be found on [page 38](#).
Source(s): BBVA Research; FENALCO; ANDI; ANDEMOS; [ID 909242](#)

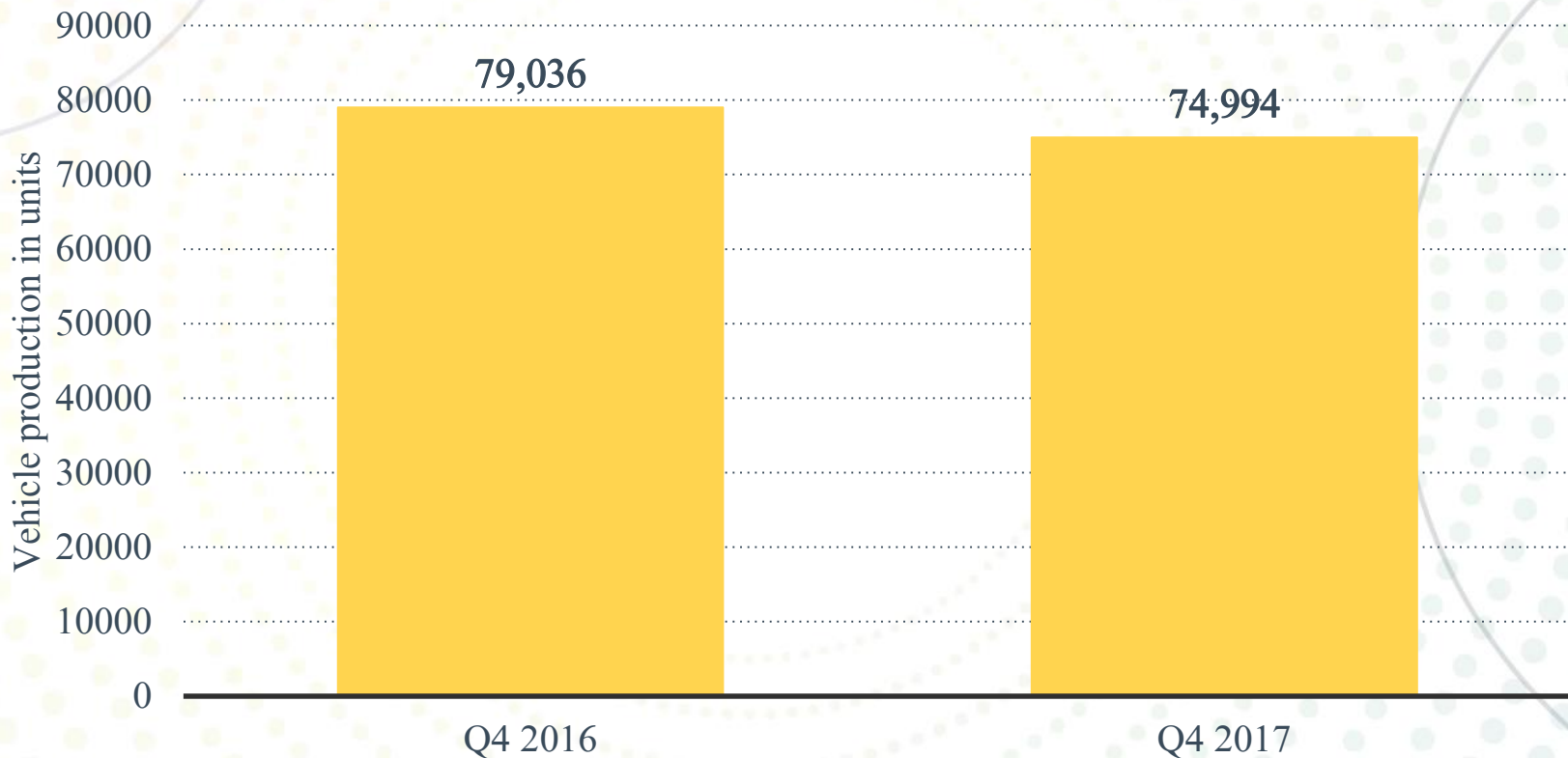
→ → Vehicle production

Automotive industry in
Colombia



NUMBER OF MOTOR VEHICLES PRODUCED IN COLOMBIA IN 4TH QUARTER 2016 AND 2017

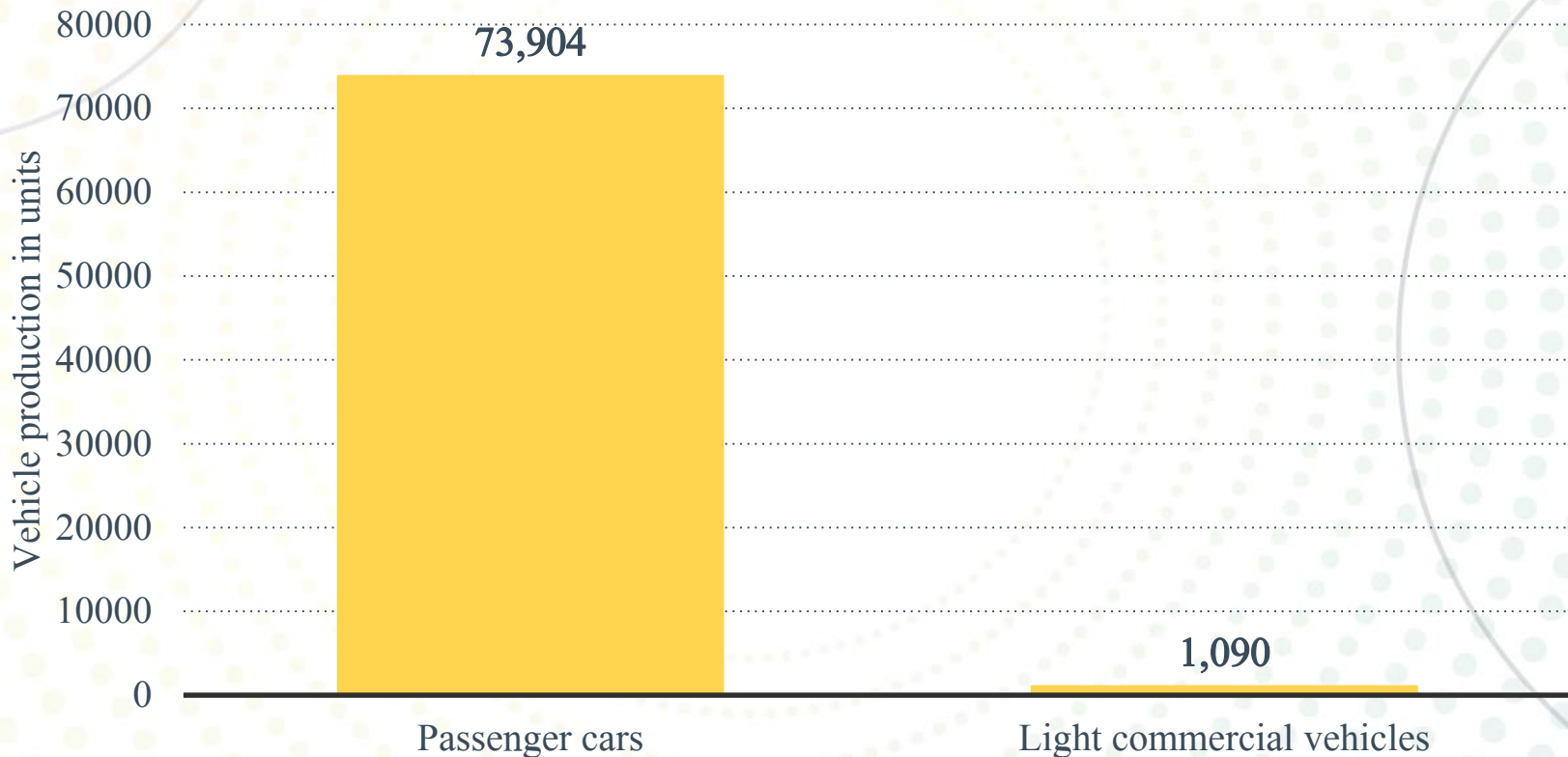
Colombia: motor vehicle production 2016-2017



Note: Q4 2016 and Q4 2017
Further information regarding this statistic can be found on [page 39](#).
Source(s): OICA; [ID 907710](#)

NUMBER OF MOTOR VEHICLES PRODUCED IN COLOMBIA IN 4TH QUARTER 2017, BY TYPE

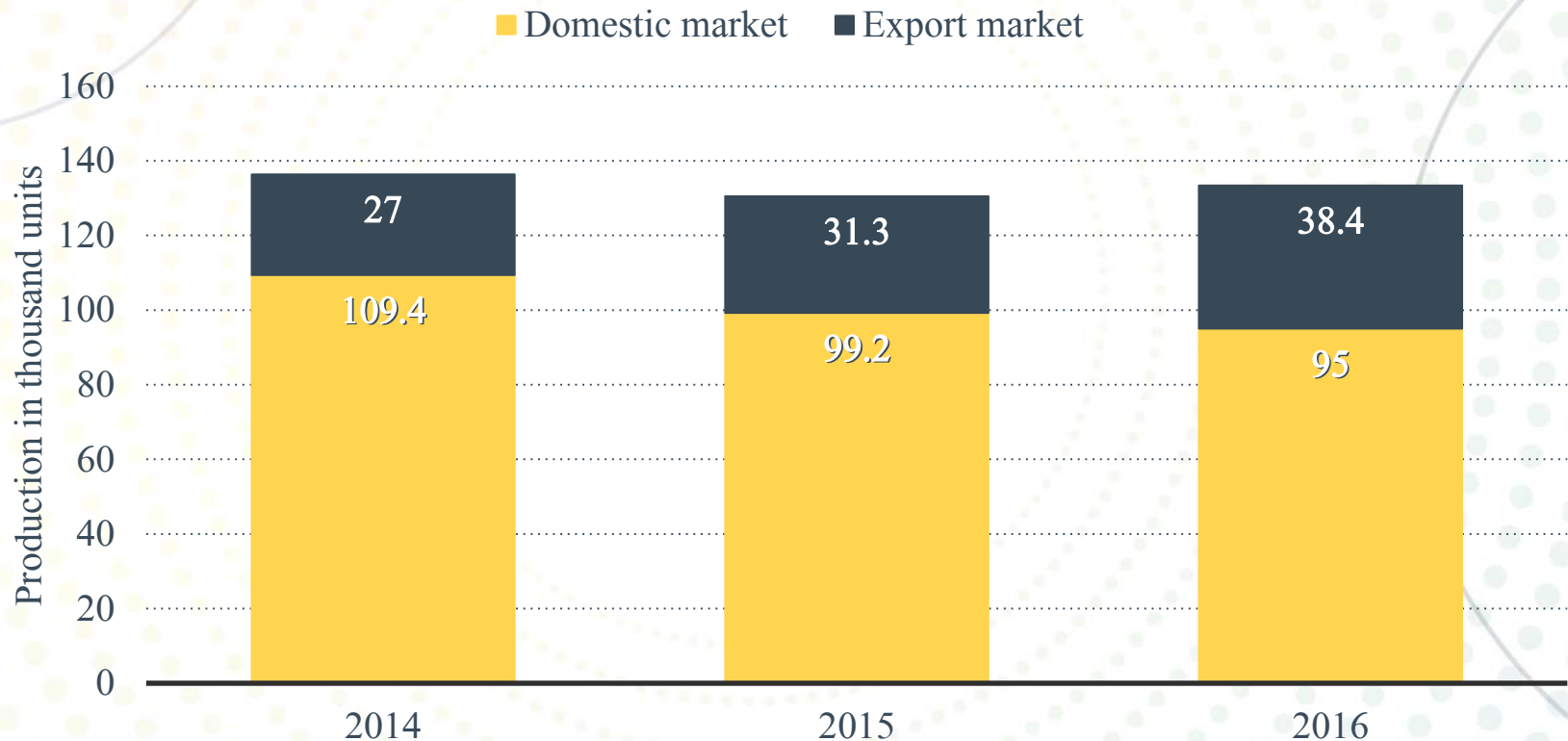
Colombia: motor vehicle production 2017, by type



Note: Colombia; Q4 2017; Includes only light vehicles.
Further information regarding this statistic can be found on [page 40](#).
Source(s): OICA; [ID 892404](#)

NUMBER OF VEHICLES PRODUCED IN COLOMBIA FROM 2014 TO 2016, BY MARKET OF DESTINATION (IN 1,000 UNITS)

Colombia: vehicle production 2014-2016, by destination market



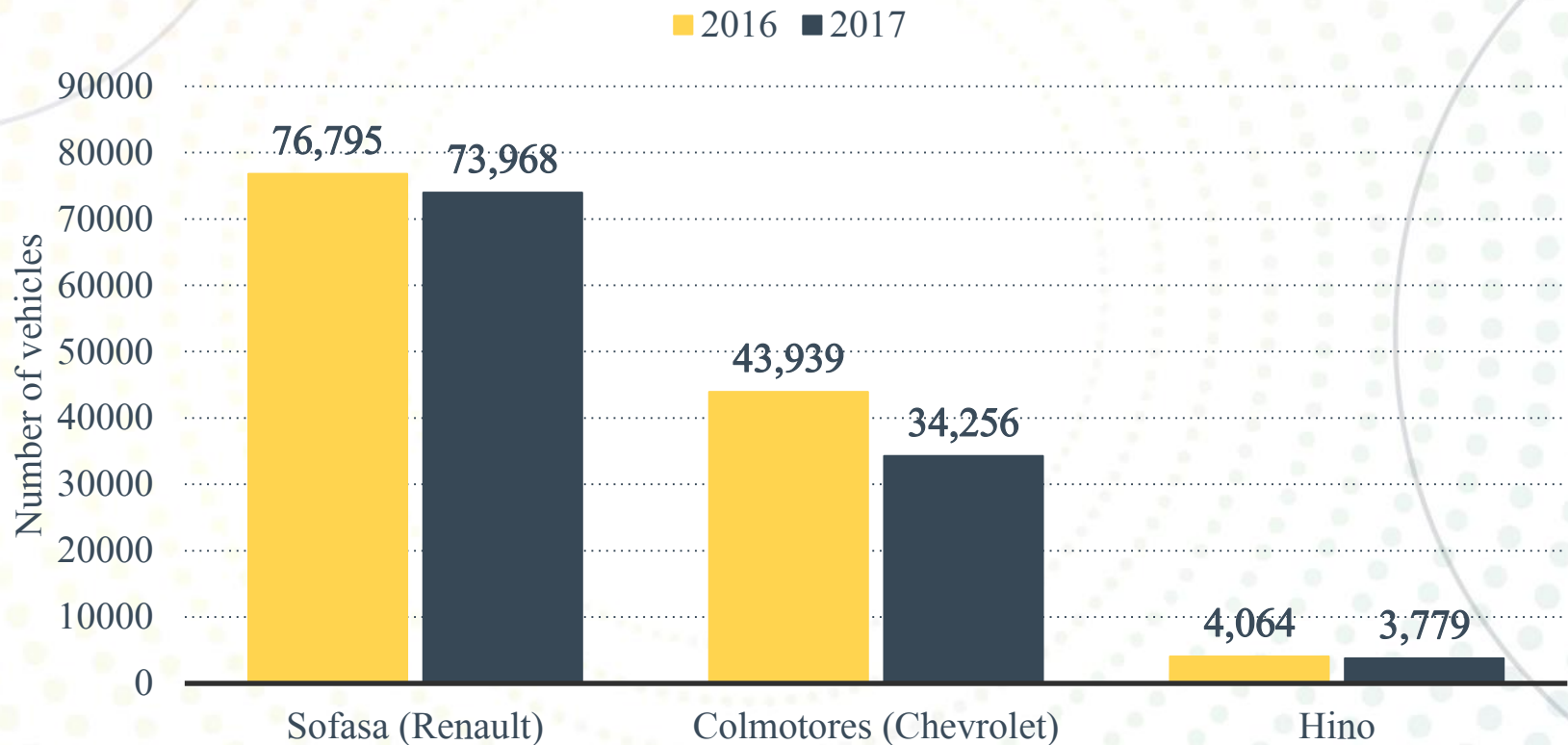
Note: Colombia; 2014 to 2016

Further information regarding this statistic can be found on [page 41](#).

Source(s): BBVA Research; FENALCO; DANE (Colombia); [ID 907763](#)

NUMBER OF VEHICLES PRODUCED IN COLOMBIA IN 2016 AND 2017, BY BRAND

Colombia: vehicle production volume 2016-2017, by brand



Note: Colombia; 2016 and 2017
Further information regarding this statistic can be found on [page 42](#).
Source(s): Comunidad Andina; ACOLFA; [ID 910243](#)

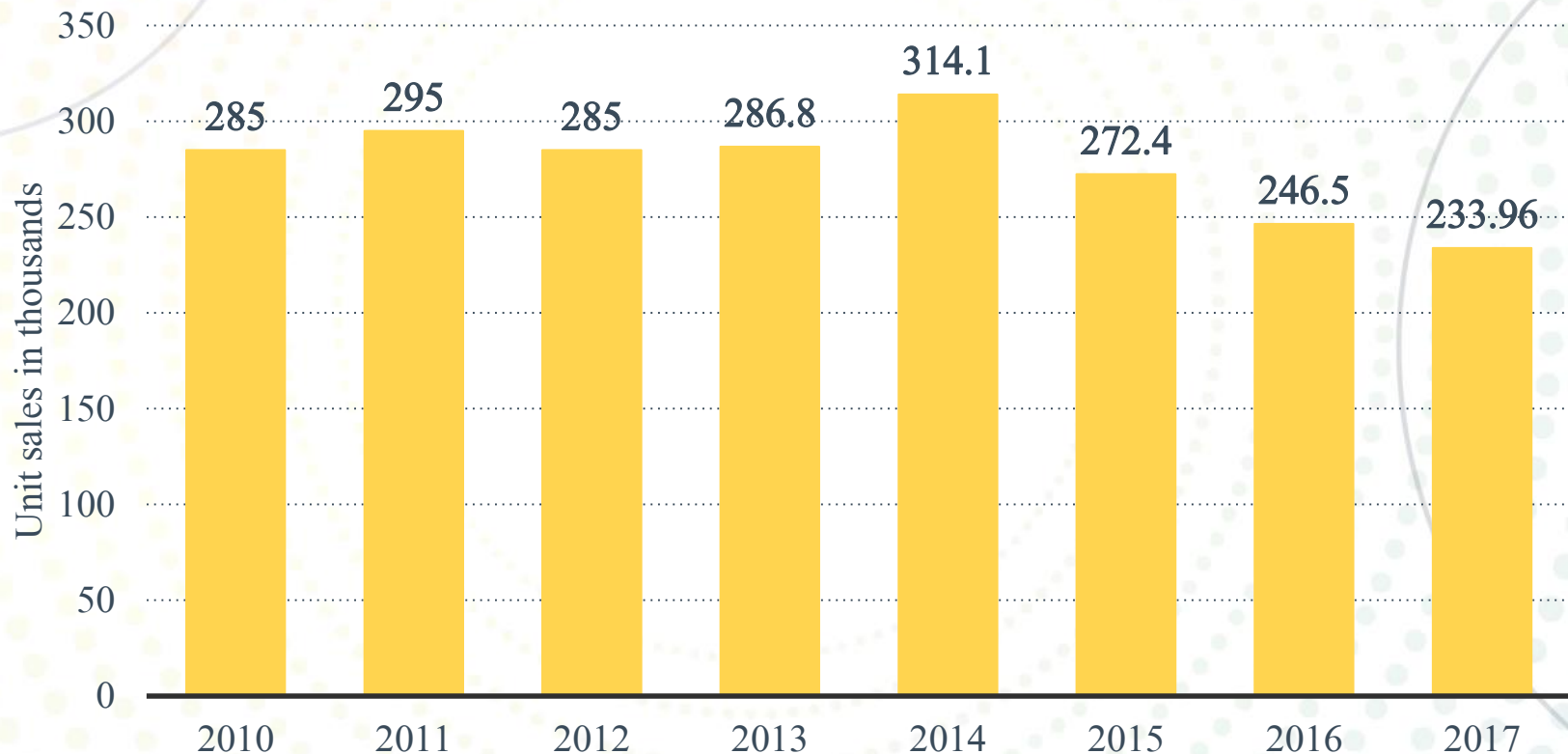
→ → Vehicle sales

Automotive industry in Colombia



NUMBER OF MOTOR VEHICLES SOLD IN COLOMBIA FROM 2010 TO 2017 (IN 1,000 UNITS)

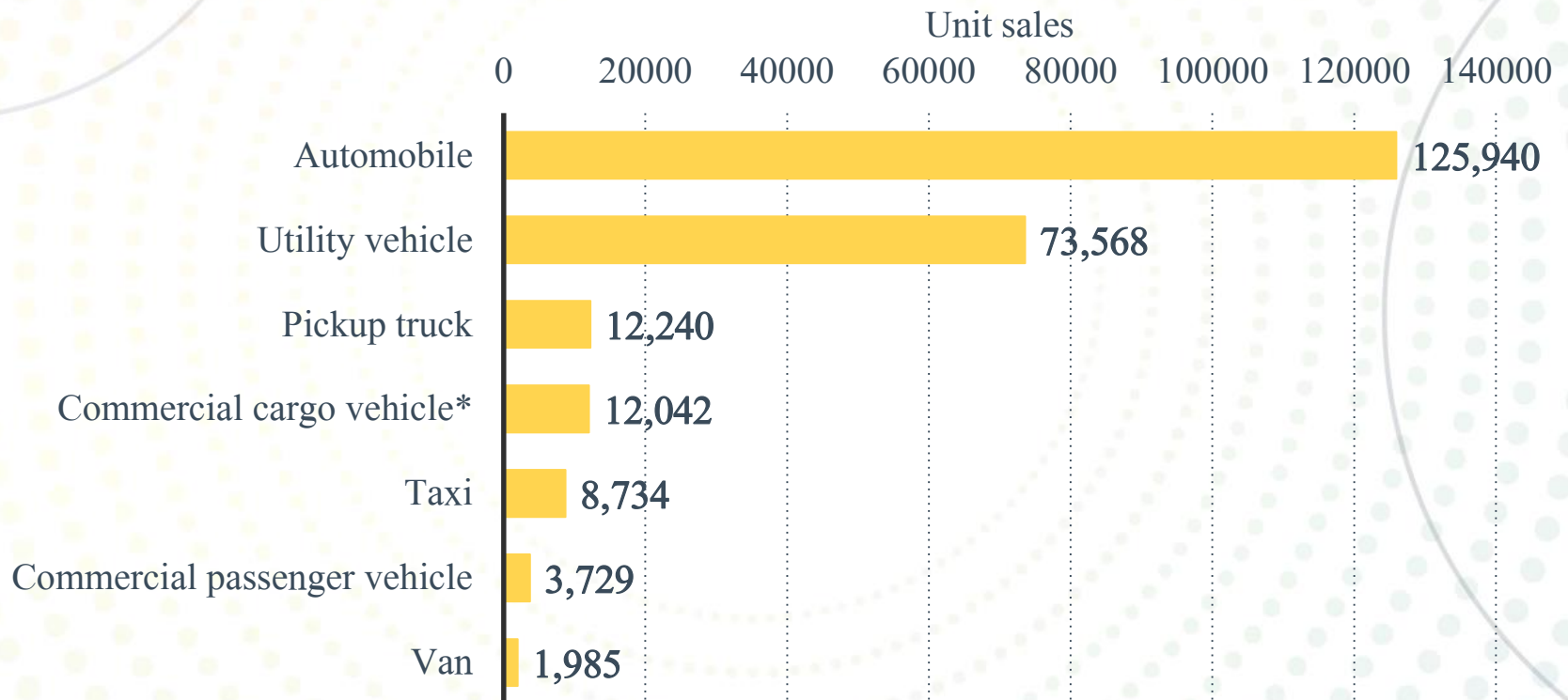
Colombia: motor vehicle unit sales 2010-2017



Note: Colombia; 2010 to 2017; Estimates
Further information regarding this statistic can be found on [page 43](#).
Source(s): OICA; [ID 830281](#)

NUMBER OF VEHICLES SOLD IN COLOMBIA IN 2017, BY TYPE

Colombia: vehicle unit sales 2017, by type



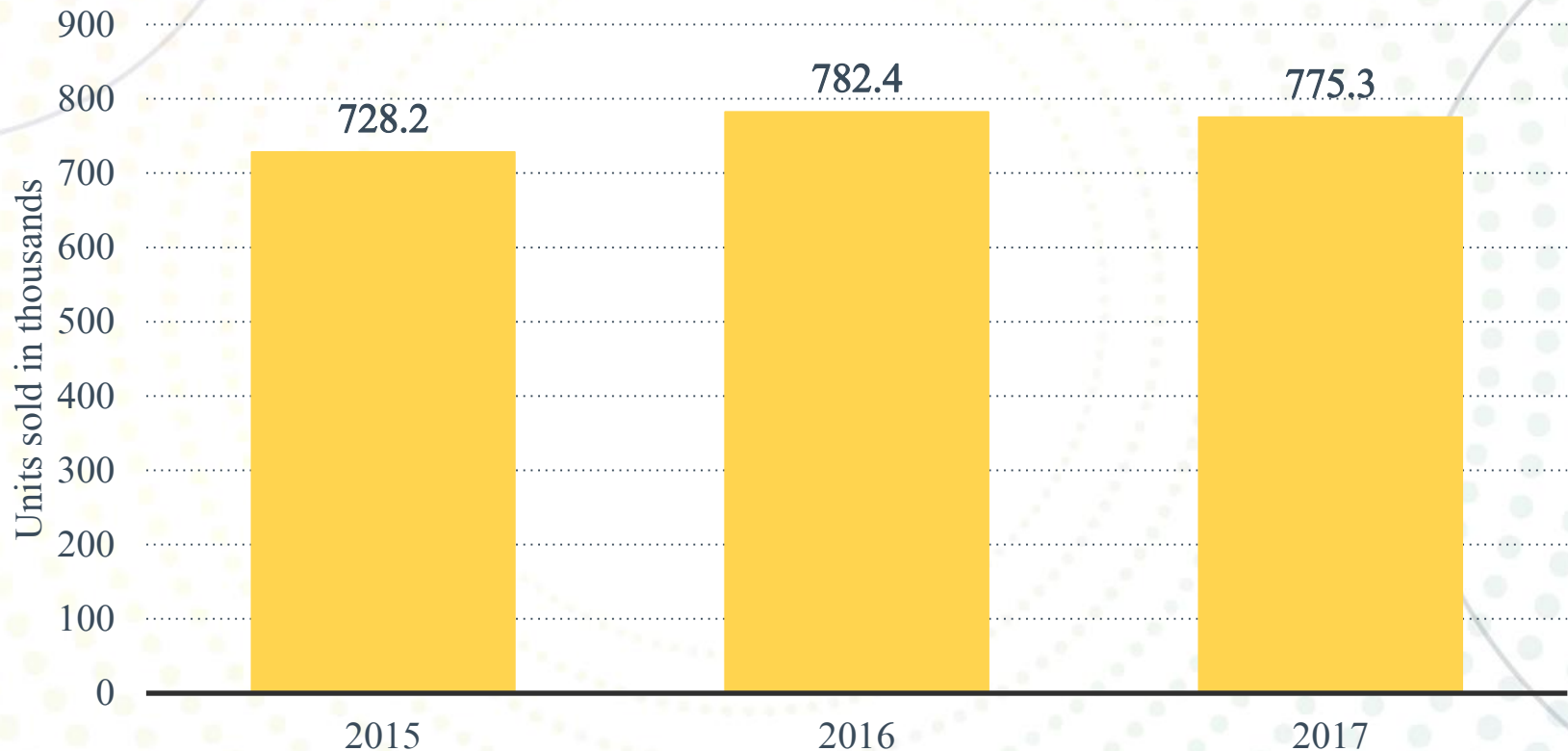
Note: Colombia; 2017

Further information regarding this statistic can be found on [page 44](#).

Source(s): ANDEMOS; [ID 830569](#)

NUMBER OF USED VEHICLES SOLD IN COLOMBIA FROM 2015 TO 2017 (IN 1,000 UNITS)

Colombia: number of used vehicles sold 2015-2017



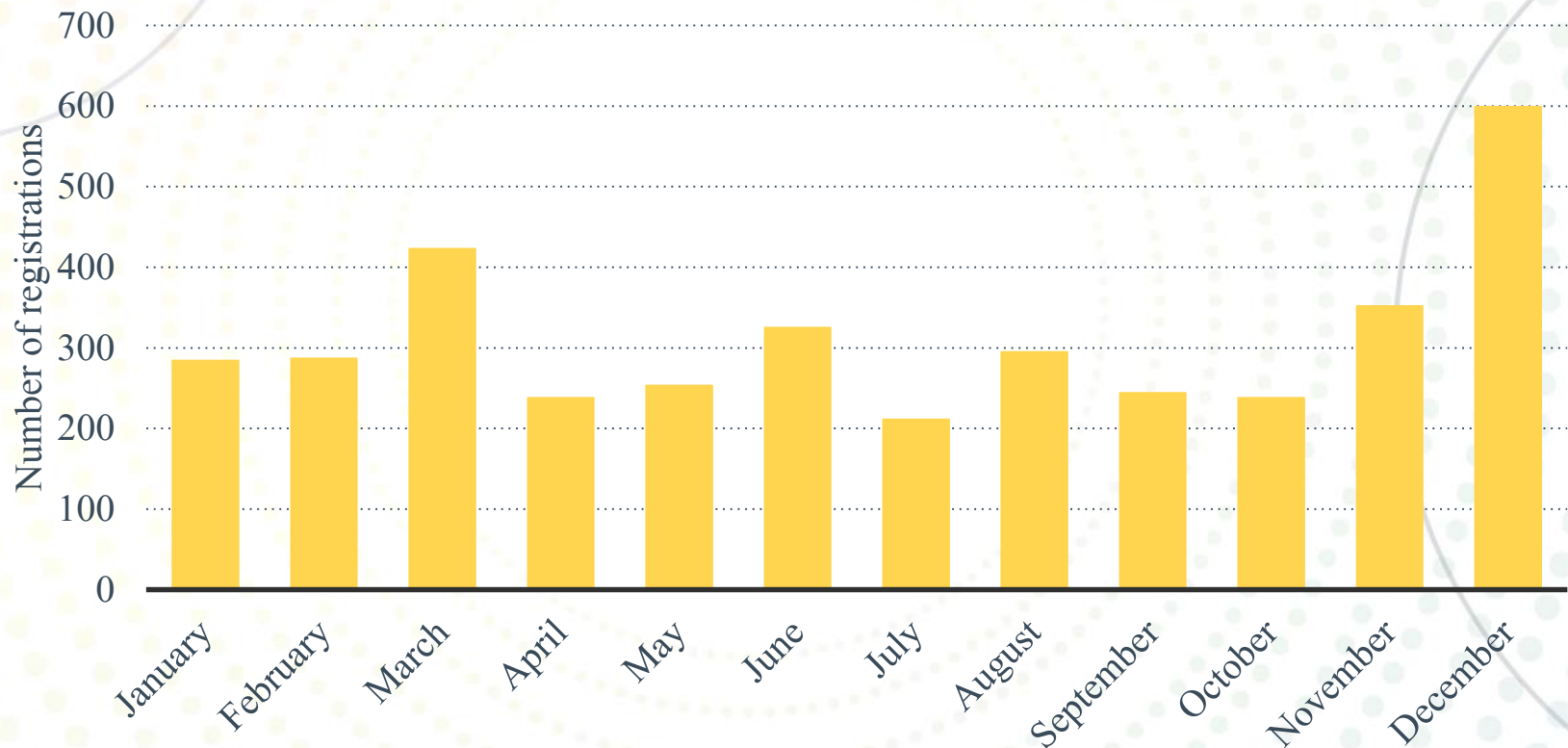
Note: Colombia; 2015 to 2017

Further information regarding this statistic can be found on [page 45](#).

Source(s): BBVA Research; ANDEMOS; FENALCO; ANDI; [ID 887021](#)

NUMBER OF MONTHLY NEW COMMERCIAL PASSENGER VEHICLE REGISTRATIONS IN COLOMBIA IN 2017

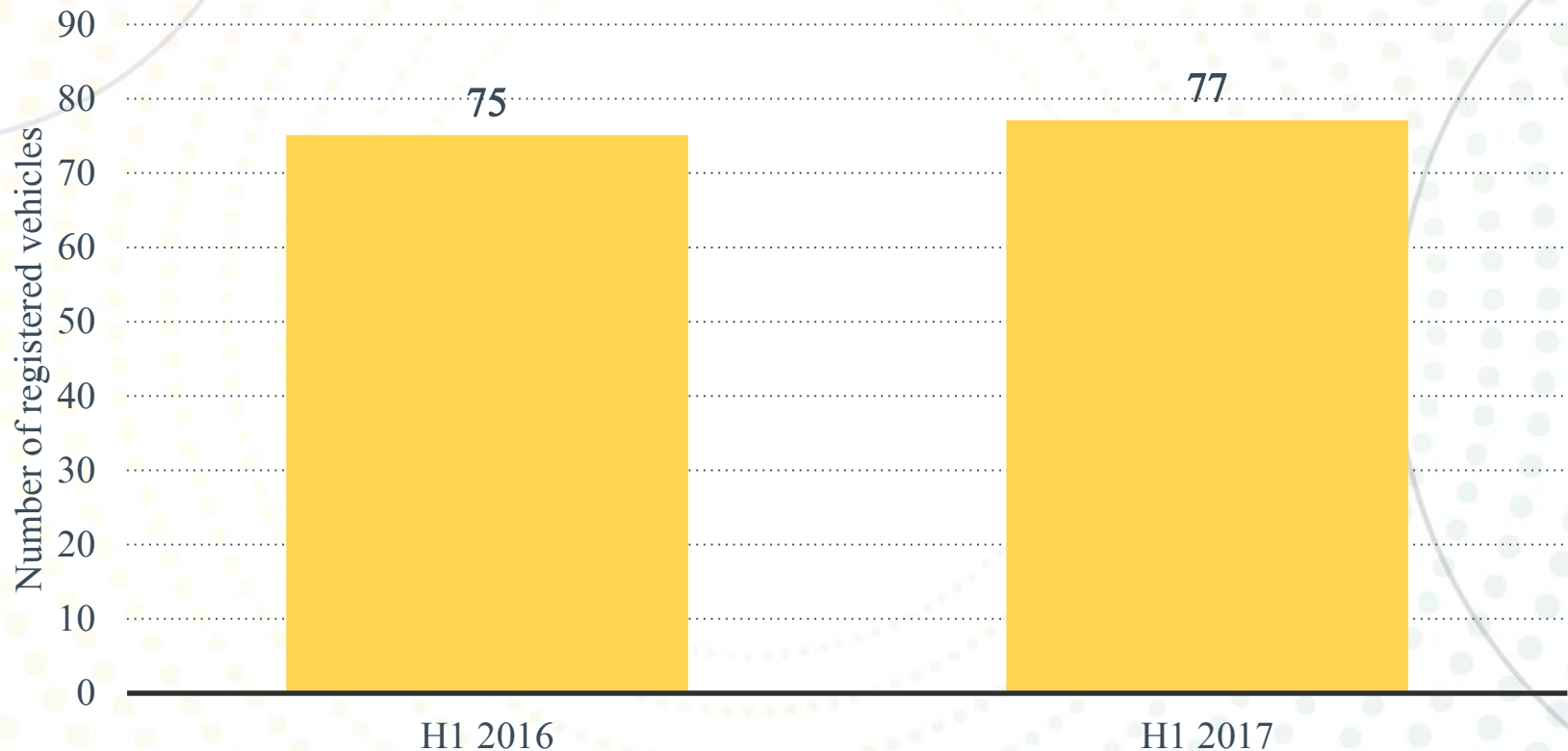
Colombia: commercial passenger vehicle registrations 2017, by month



Note: Colombia, Central and South America; January to December 2017; Excluding automobiles and taxis. Further information regarding this statistic can be found on [page 46](#).
Source(s): FENALCO; RUNT; ANDI; [ID 832090](#)

NUMBER OF REGISTERED ELECTRIC VEHICLES IN COLOMBIA IN 1ST HALF 2016 AND 1ST HALF 2017

Colombia: number of registered electric vehicles 2016-2017



Note: Colombia, Central and South America
Further information regarding this statistic can be found on [page 47](#).
Source(s): ANDI; FENALCO; RUNT; [ID 763646](#)

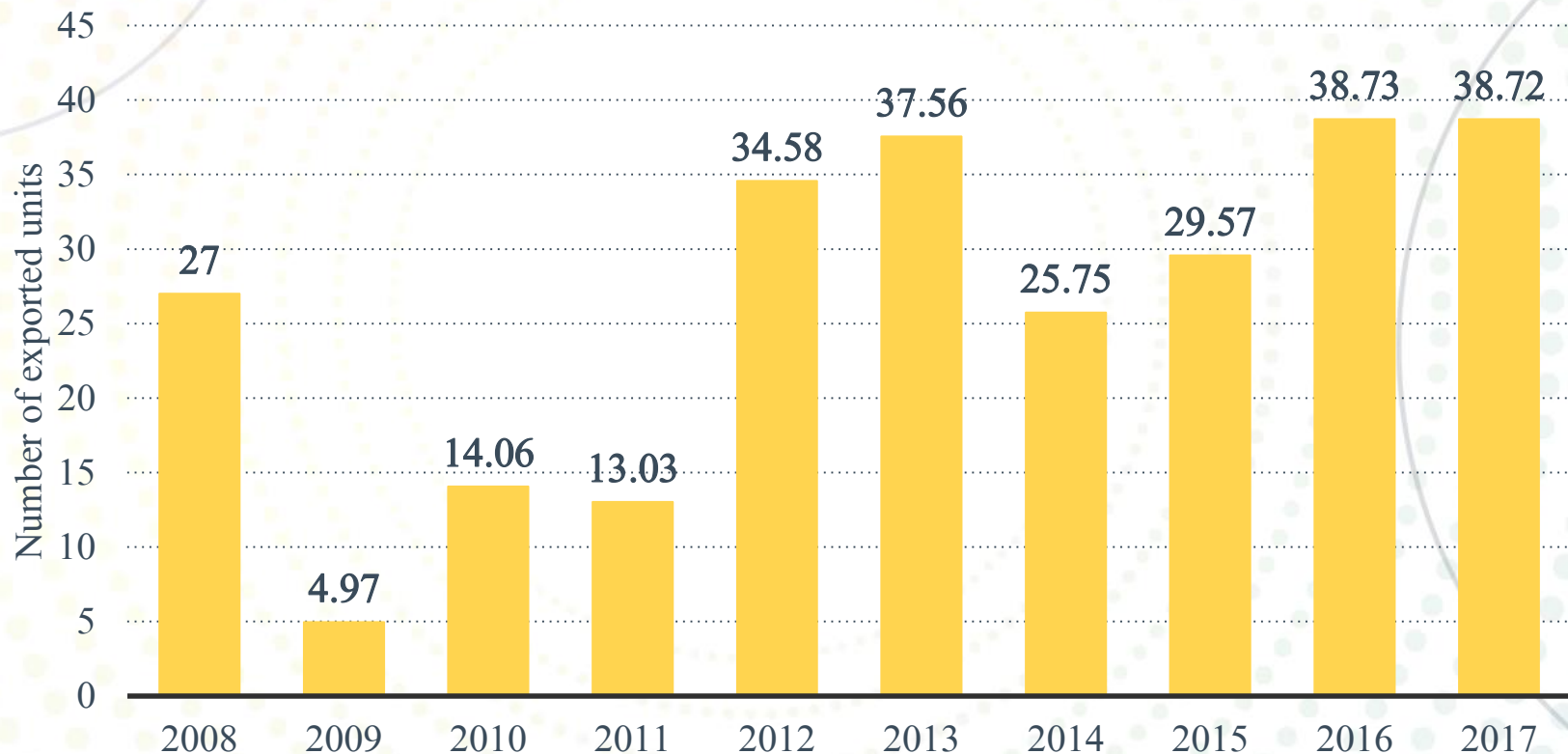
→ → International trade

Automotive industry in Colombia



NUMBER OF VEHICLES EXPORTED FROM COLOMBIA FROM 2008 TO 2017 (IN 1,000 UNITS)

Colombia: vehicle export volume 2008-2017



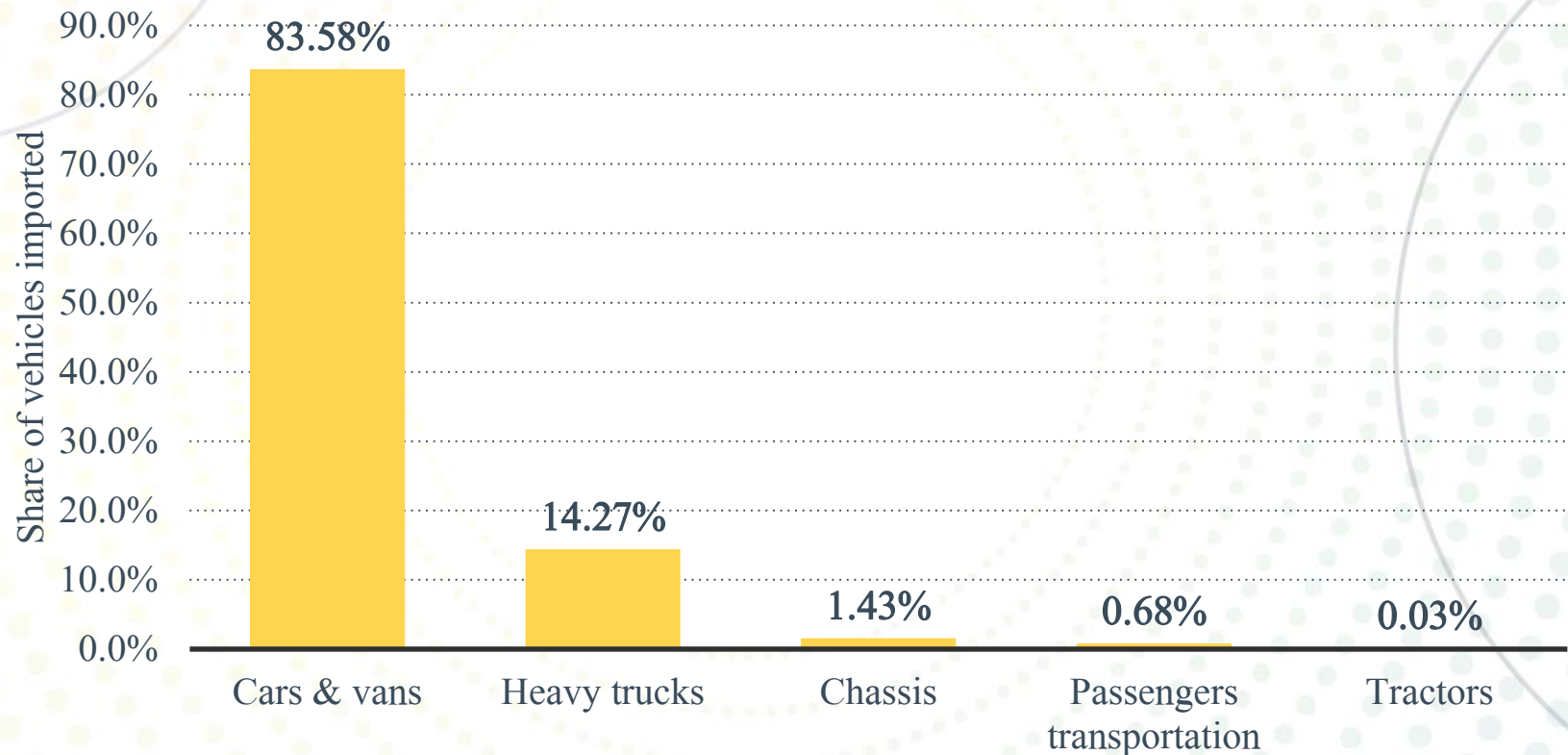
Note: Colombia; 2008 to 2017

Further information regarding this statistic can be found on [page 48](#).

Source(s): Comunidad Andina; ACOLFA; [ID 910229](#)

DISTRIBUTION OF VEHICLES IMPORTED INTO COLOMBIA IN 2016, BY SEGMENT

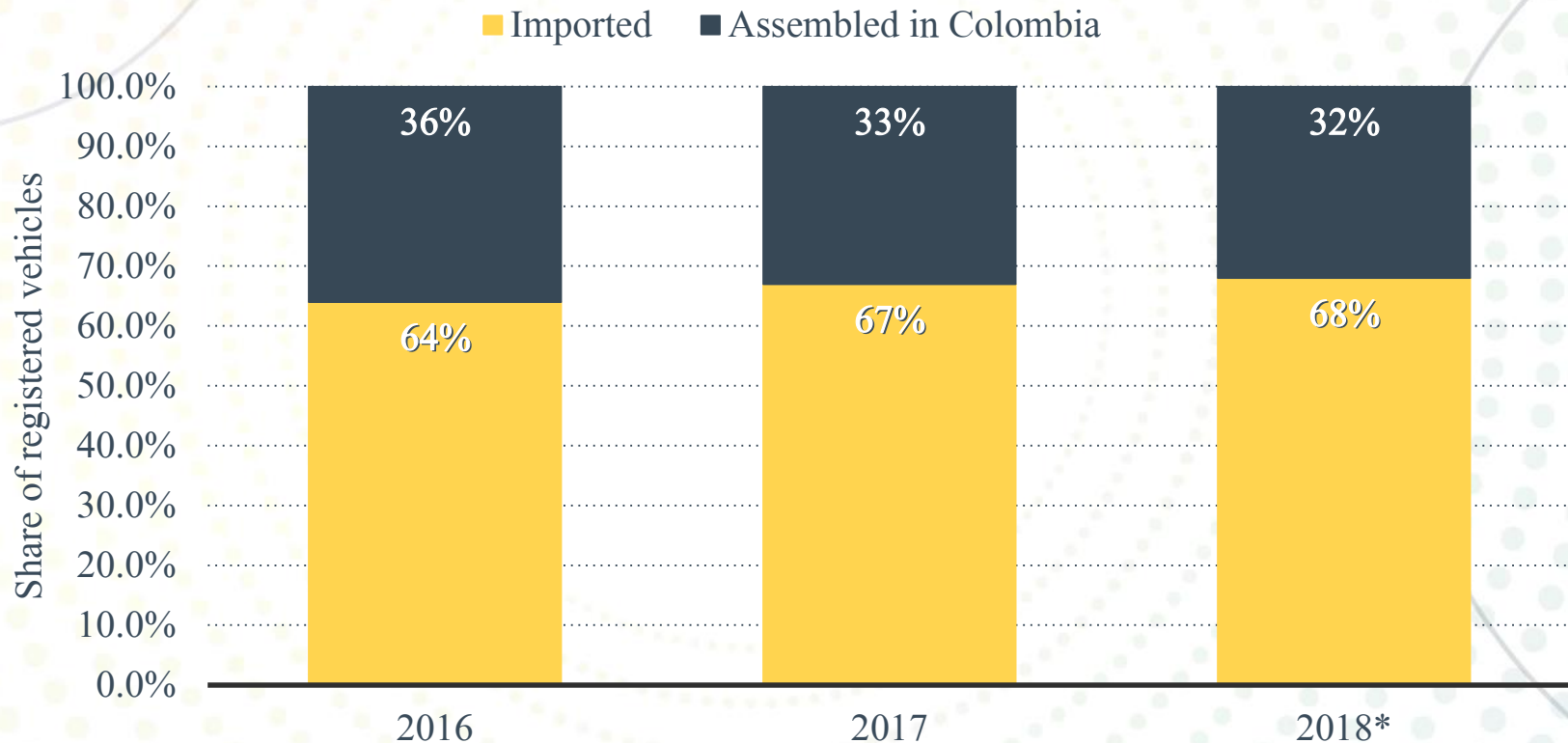
Colombia: share of vehicles imported 2016, by segment



Note: Colombia; 2016
Further information regarding this statistic can be found on [page 49](#).
Source(s): CVN; DIAN; DANE (Colombia); [ID 884824](#)

DISTRIBUTION OF VEHICLES REGISTERED IN COLOMBIA FROM 2016 TO 2018, BY PRODUCTION ORIGIN

Colombia: share of vehicle registrations 2016-2018, by origin



Note: Colombia, Central and South America; 2016 and 2017

Further information regarding this statistic can be found on [page 50](#).

Source(s): La República (Colombia); DANE (Colombia); FENALCO; ANDI; ANDEMOS; Banco de la República (Colombia); ANIF; [ID 909312](#)



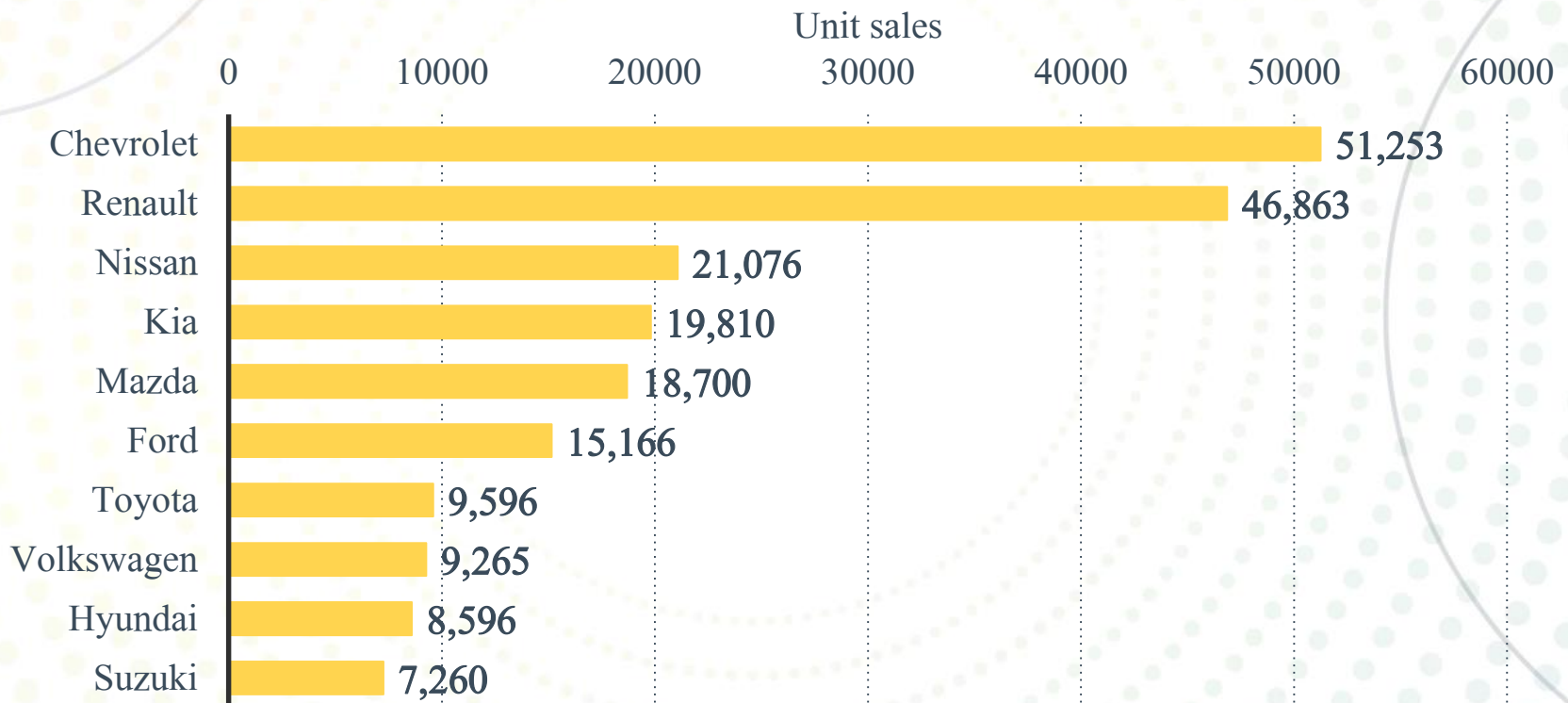
Manufacturers and brands

Automotive industry in Colombia



LEADING BRANDS OF VEHICLES IN COLOMBIA IN 2017, BASED ON UNIT SALES

Colombia: leading vehicle brands by unit sales 2017



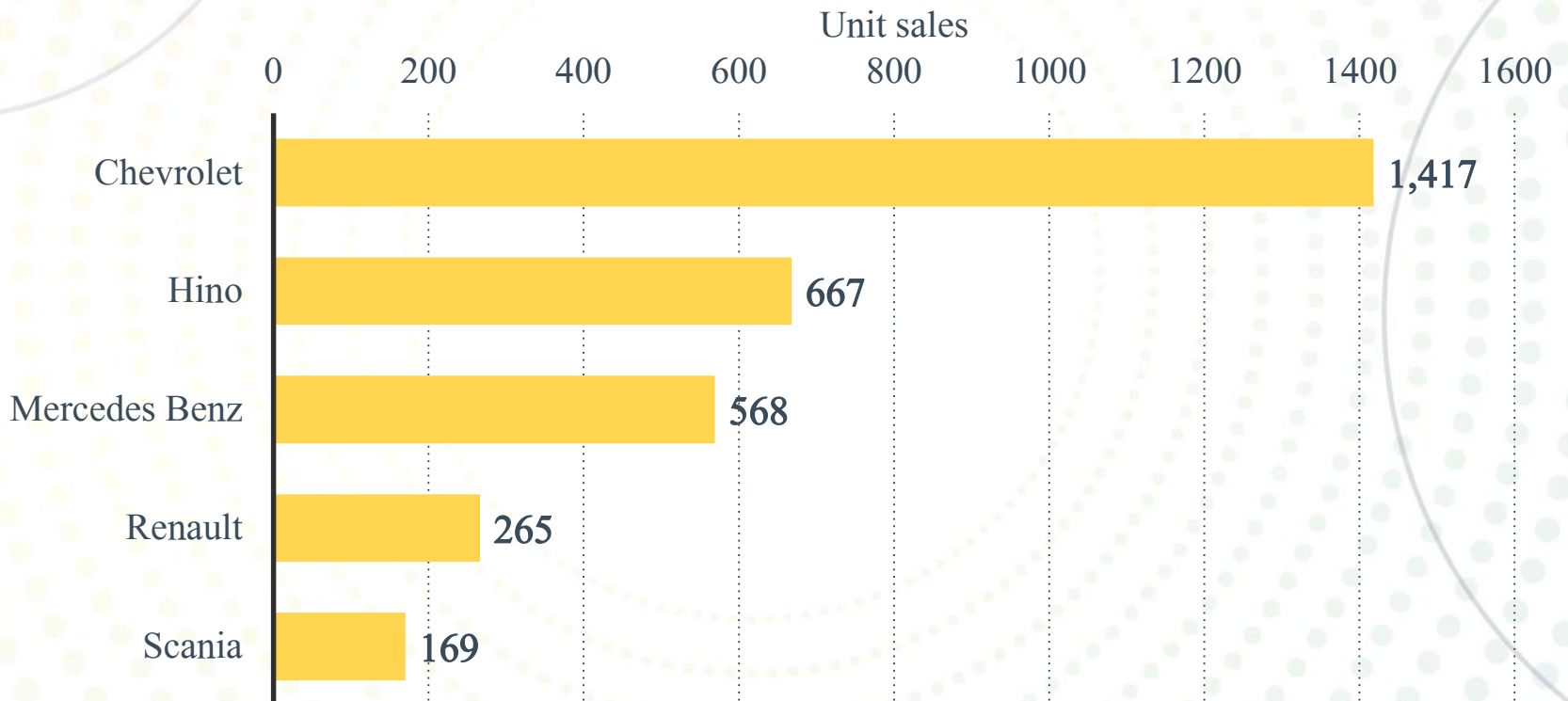
Note: Colombia; 2017

Further information regarding this statistic can be found on [page 51](#).

Source(s): ANDEMOS; [ID 831660](#)

SALES OF COMMERCIAL VEHICLES FOR PASSENGER TRANSPORTATION IN COLOMBIA IN 2017, BY BRAND*

Colombia: commercial vehicles for passengers key brands 2017, by sales

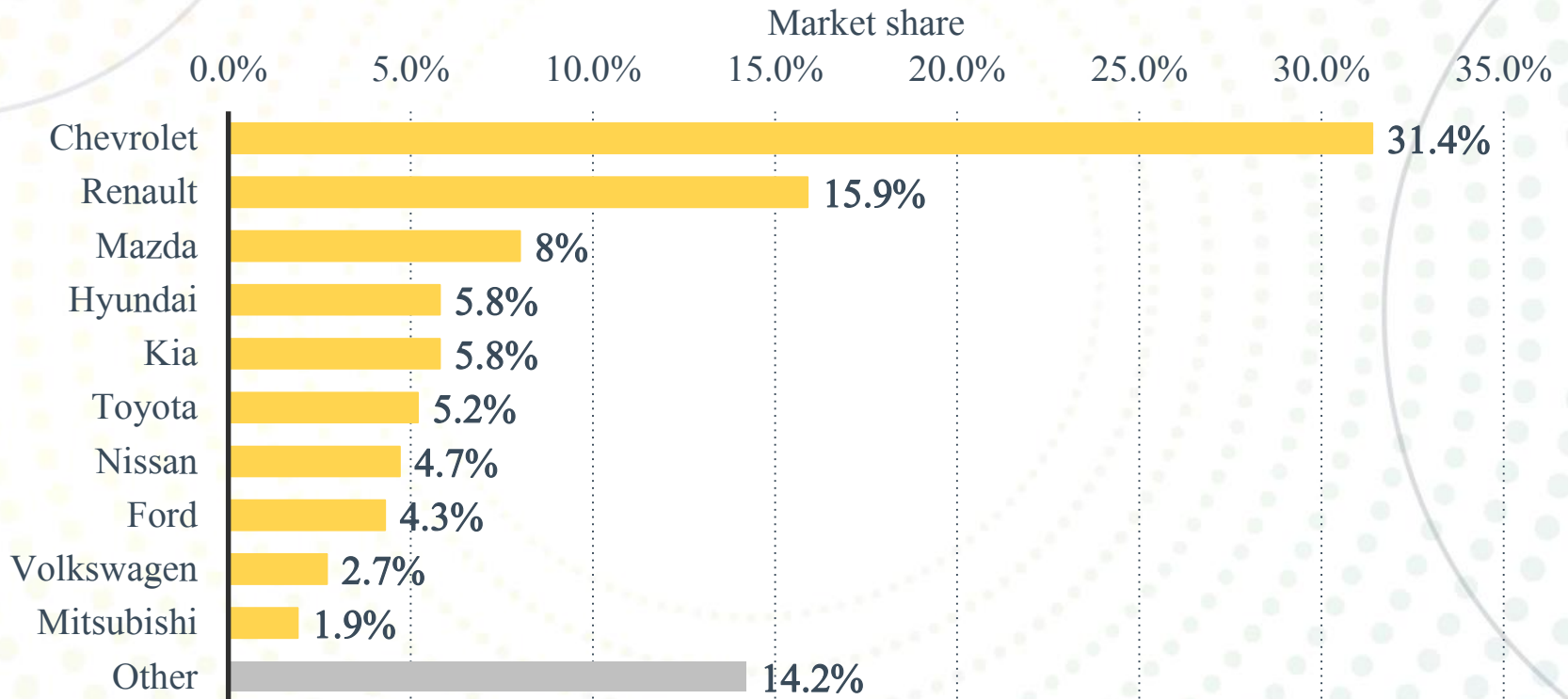


Note: Colombia; 2017; Excluding vans and other commercial vehicles for cargo transportation. Further information regarding this statistic can be found on [page 52](#).

Source(s): ANDEMOS; RUNT; [ID 831682](#)

LEADING USED VEHICLE BRANDS IN COLOMBIA IN 2017, BY MARKET SHARE

Colombia: used vehicle market share 2017, by brand



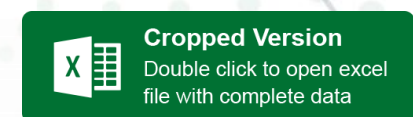
Note: Colombia; 2017; Based on number of vehicles sold
Further information regarding this statistic can be found on [page 53](#).
Source(s): BBVA Research; ANDEMOS; [ID 907766](#)

LEADING VEHICLE MODEL REGISTRATIONS IN COLOMBIA IN 2017, BY TYPE

Colombia: leading vehicle models by type & registrations 2017

| Type | Automobile | Utility vehicle | Pickup truck | Taxi | Van | Truck | Others |
|-------------------|------------|-----------------|--------------|-------|-----|-------|--------|
| Chevrolet Spark | 15,727 | - | - | - | - | - | - |
| Chevrolet Sail | 12,753 | - | - | 70 | - | - | - |
| Renault Sandero | 11,856 | - | - | - | - | - | - |
| Renault Logan | 11,117 | - | - | 330 | - | - | - |
| Kia Picanto | 7,142 | - | - | 2,903 | - | - | - |
| Renault Duster | - | 7,331 | 1,390 | - | - | - | - |
| Renault Stepway | 8,311 | - | - | - | - | - | - |
| Mazda 3 | 7,180 | - | - | - | - | - | - |
| Ford Fiesta | 5,862 | - | - | 1 | - | - | - |
| Chevrolet Tracker | - | 5,762 | - | - | - | - | - |
| Nissan March | 4,742 | - | - | - | - | - | - |

Note: Colombia, Central and South America, 2017
 Further information regarding this statistic can be found on [page 54](#).
 Source(s): FENALCO; RUNT; ANDI; [ID 830592](#)



LEADING LIGHT VEHICLE MODELS IN COLOMBIA IN OCTOBER 2017, BY NUMBER OF NEW VEHICLE REGISTRATIONS

Colombia: leading light vehicle models 2017



Note: Colombia, Central and South America; October 2017; Including passenger cars, light commercial vehicles and pickup trucks
Further information regarding this statistic can be found on [page 55](#).

Source(s): FENALCO; RUNT; ANDI; [ID 786985](#)

→ → References

Automotive industry in Colombia



ESTIMATED GLOBAL VEHICLE PRODUCTION GROWTH FROM 2013 TO 2017, BY REGION

Changes in worldwide vehicle production by region 2013-2017

Source and methodology information

| | |
|-------------------------|-----------------------------------|
| Source(s) | OICA |
| Conducted by | OICA |
| Survey period | 2013 to 2017 |
| Region(s) | Worldwide |
| Number of respondents | <i>n.a.</i> |
| Age group | <i>n.a.</i> |
| Special characteristics | <i>n.a.</i> |
| Published by | OICA |
| Publication date | March 2018 |
| Original source | oica.net |
| Website URL | visit the website |

Notes:

n.a.

[Back to statistic](#)

NUMBER OF NEW VEHICLES REGISTERED OR SOLD IN SELECTED COUNTRIES IN SOUTH AMERICA IN 2017 (IN 1,000S)

South America: number of new vehicles registered or sold 2017

Source and methodology information

| | |
|-------------------------|---|
| Source(s) | OICA |
| Conducted by | OICA |
| Survey period | 2017 |
| Region(s) | Central and South America |
| Number of respondents | <i>n.a.</i> |
| Age group | <i>n.a.</i> |
| Special characteristics | Includes cars, commercial vehicles, trucks, buses and coaches |
| Published by | OICA |
| Publication date | July 2018 |
| Original source | oica.net |
| Website URL | visit the website |

Notes:

The values have been rounded. The figures have been estimated.

[Back to statistic](#)

DISTRIBUTION OF IMPORTED NEW VEHICLES IN ANDEAN COUNTRIES IN LATIN AMERICA FROM 2013 TO 2017, BY COUNTRY

Latin America: imported new vehicles share in Andean countries 2013-2017

Source and methodology information

| | |
|-------------------------|--|
| Source(s) | Comunidad Andina; CINAIE; Aduana Nacional de Bolivia; ACOLFA; Asociación Automotriz del Perú |
| Conducted by | Comunidad Andina; CINAIE; Aduana Nacional de Bolivia; ACOLFA; Asociación Automotriz del Perú |
| Survey period | 2013 to 2017 |
| Region(s) | Bolivia, Colombia, Ecuador, Peru |
| Number of respondents | <i>n.a.</i> |
| Age group | <i>n.a.</i> |
| Special characteristics | <i>n.a.</i> |
| Published by | Comunidad Andina |
| Publication date | June 2018 |
| Original source | Automotive Market in the Andean Community, page 2 |
| Website URL | visit the website |

Notes:

The data does not include low-speed and small motor vehicles, ambulance vehicles, excavators, cranes or tanks.

[Back to statistic](#)

NUMBER OF EXPORTED VEHICLES IN SELECTED ANDEAN COUNTRIES IN LATIN AMERICA IN 2016 AND 2017, BY VEHICLE BRAND

Latin America: number of exported vehicles in the Andean region 2016-2017

Source and methodology information

| | |
|-------------------------|--|
| Source(s) | Comunidad Andina |
| Conducted by | Comunidad Andina |
| Survey period | 2016 and 2017 |
| Region(s) | Colombia, Ecuador |
| Number of respondents | <i>n.a.</i> |
| Age group | <i>n.a.</i> |
| Special characteristics | <i>n.a.</i> |
| Published by | Comunidad Andina |
| Publication date | June 2018 |
| Original source | Automotive Market in the Andea Community 2008-2017, page 4 |
| Website URL | visit the website |

Notes:

n.a.

[Back to statistic](#)

NUMBER OF MOTOR VEHICLES SOLD IN COLOMBIA IN 2017, BY TYPE (IN 1,000 UNITS)

Colombia: motor vehicle unit sales 2017, by type

Source and methodology information

| | |
|-------------------------|---|
| Source(s) | BBVA Research; FENALCO; ANDI; ANDEMOS |
| Conducted by | FENALCO; ANDI; ANDEMOS |
| Survey period | 2017 |
| Region(s) | Colombia |
| Number of respondents | <i>n.a.</i> |
| Age group | <i>n.a.</i> |
| Special characteristics | Not including vans and trailers. |
| Published by | BBVA Research |
| Publication date | March 2018 |
| Original source | Situación Automotriz 2018 - Colombia, page 5* |
| Website URL | visit the website |

Notes:

* The data can be found in page 28 of the .pdf document. Figures have been rounded.

[Back to statistic](#)

NUMBER OF MOTOR VEHICLES PRODUCED IN COLOMBIA IN 4TH QUARTER 2016 AND 2017

Colombia: motor vehicle production 2016-2017

Source and methodology information

| | |
|-------------------------|--|
| Source(s) | OICA |
| Conducted by | OICA |
| Survey period | Q4 2016 and Q4 2017 |
| Region(s) | Colombia |
| Number of respondents | <i>n.a.</i> |
| Age group | <i>n.a.</i> |
| Special characteristics | <i>n.a.</i> |
| Published by | OICA (Organisation Internationale des Constructeurs d'Automobiles) |
| Publication date | March 2018 |
| Original source | oica.net |
| Website URL | visit the website |

Notes:

n.a.

[Back to statistic](#)

NUMBER OF MOTOR VEHICLES PRODUCED IN COLOMBIA IN 4TH QUARTER 2017, BY TYPE

Colombia: motor vehicle production 2017, by type

Source and methodology information

| | |
|-------------------------|-----------------------------------|
| Source(s) | OICA |
| Conducted by | OICA |
| Survey period | Q4 2017 |
| Region(s) | Colombia |
| Number of respondents | <i>n.a.</i> |
| Age group | <i>n.a.</i> |
| Special characteristics | Includes only light vehicles. |
| Published by | OICA |
| Publication date | March 2018 |
| Original source | oica.net |
| Website URL | visit the website |

Notes:

The statistic has been assembled using two weblinks. For more detailed information on both of the indicators click on: Passenger cars Light commercial vehicles Source does not provide data on truck or bus production.

[Back to statistic](#)

NUMBER OF VEHICLES PRODUCED IN COLOMBIA FROM 2014 TO 2016, BY MARKET OF DESTINATION (IN 1,000 UNITS)

Colombia: vehicle production 2014-2016, by destination market

Source and methodology information

| | |
|-------------------------|---|
| Source(s) | BBVA Research; FENALCO; DANE (Colombia) |
| Conducted by | FENALCO; DANE (Colombia) |
| Survey period | 2014 to 2016 |
| Region(s) | Colombia |
| Number of respondents | <i>n.a.</i> |
| Age group | <i>n.a.</i> |
| Special characteristics | <i>n.a.</i> |
| Published by | BBVA Research |
| Publication date | March 2017 |
| Original source | Situación Automotriz 2017 - Colombia, page 24 |
| Website URL | visit the website |

Notes:

Figures have been rounded

[Back to statistic](#)

NUMBER OF VEHICLES PRODUCED IN COLOMBIA IN 2016 AND 2017, BY BRAND

Colombia: vehicle production volume 2016-2017, by brand

Source and methodology information

| | |
|-------------------------|---|
| Source(s) | Comunidad Andina; ACOLFA |
| Conducted by | ACOLFA |
| Survey period | 2016 and 2017 |
| Region(s) | Colombia |
| Number of respondents | <i>n.a.</i> |
| Age group | <i>n.a.</i> |
| Special characteristics | <i>n.a.</i> |
| Published by | Comunidad Andina |
| Publication date | June 2018 |
| Original source | Automotive Market in the Andean Community 2008-2017, page 7 |
| Website URL | visit the website |

Notes:

n.a.

[Back to statistic](#)

NUMBER OF MOTOR VEHICLES SOLD IN COLOMBIA FROM 2010 TO 2017 (IN 1,000 UNITS)

Colombia: motor vehicle unit sales 2010-2017

Source and methodology information

| | |
|-------------------------|--|
| Source(s) | OICA |
| Conducted by | OICA |
| Survey period | 2010 to 2017 |
| Region(s) | Colombia |
| Number of respondents | <i>n.a.</i> |
| Age group | <i>n.a.</i> |
| Special characteristics | Estimates |
| Published by | OICA (Organisation Internationale des Constructeurs d'Automobiles) |
| Publication date | April 2018 |
| Original source | oica.net |
| Website URL | visit the website |

Notes:

The source does not specify the date of publication. The given release date is the date of access. Figures as of year-end. Values have been rounded.

[Back to statistic](#)

NUMBER OF VEHICLES SOLD IN COLOMBIA IN 2017, BY TYPE

Colombia: vehicle unit sales 2017, by type

Source and methodology information

| | |
|-------------------------|-----------------------------------|
| Source(s) | ANDEMOS |
| Conducted by | ANDEMOS |
| Survey period | 2017 |
| Region(s) | Colombia |
| Number of respondents | <i>n.a.</i> |
| Age group | <i>n.a.</i> |
| Special characteristics | <i>n.a.</i> |
| Published by | ANDEMOS |
| Publication date | January 2018 |
| Original source | andemos.org |
| Website URL | visit the website |

Notes:

* The figures for commercial cargo vehicles weighing under and over 10.5 metric tons have been added up.

[Back to statistic](#)

NUMBER OF USED VEHICLES SOLD IN COLOMBIA FROM 2015 TO 2017 (IN 1,000 UNITS)

Colombia: number of used vehicles sold 2015-2017

Source and methodology information

| | |
|-------------------------|--|
| Source(s) | BBVA Research; ANDEMOS; FENALCO; ANDI |
| Conducted by | BBVA Research; FENALCO; ANDEMOS; ANDI |
| Survey period | 2015 to 2017 |
| Region(s) | Colombia |
| Number of respondents | <i>n.a.</i> |
| Age group | <i>n.a.</i> |
| Special characteristics | <i>n.a.</i> |
| Published by | BBVA Research |
| Publication date | March 2018 |
| Original source | Situación Automotriz 2018 Colombia - Page 24 |
| Website URL | visit the website |

Notes:

Figures have been rounded.

[Back to statistic](#)

NUMBER OF MONTHLY NEW COMMERCIAL PASSENGER VEHICLE REGISTRATIONS IN COLOMBIA IN 2017

Colombia: commercial passenger vehicle registrations 2017, by month

Source and methodology information

| | |
|-------------------------|---|
| Source(s) | FENALCO; RUNT; ANDI |
| Conducted by | RUNT; ANDI; FENALCO |
| Survey period | January to December 2017 |
| Region(s) | Colombia, Central and South America |
| Number of respondents | <i>n.a.</i> |
| Age group | <i>n.a.</i> |
| Special characteristics | Excluding automobiles and taxis. |
| Published by | FENALCO; ANDI |
| Publication date | January 2018 |
| Original source | Informe del Sector Automotor a Diciembre 2017, page 4 |
| Website URL | visit the website |

Notes:

n.a.

[Back to statistic](#)

NUMBER OF REGISTERED ELECTRIC VEHICLES IN COLOMBIA IN 1ST HALF 2016 AND 1ST HALF 2017

Colombia: number of registered electric vehicles 2016-2017

Source and methodology information

| | |
|-------------------------|---|
| Source(s) | ANDI; FENALCO; RUNT |
| Conducted by | ANDI; FENALCO; RUNT |
| Survey period | H1 2016 and H1 2017 |
| Region(s) | Colombia, Central and South America |
| Number of respondents | <i>n.a.</i> |
| Age group | <i>n.a.</i> |
| Special characteristics | <i>n.a.</i> |
| Published by | ANDI |
| Publication date | July 2017 |
| Original source | Balance de matrículas del sector automotor a junio y perspectivas 2017, page 17 |
| Website URL | visit the website |

Notes:

n.a.

[Back to statistic](#)

NUMBER OF VEHICLES EXPORTED FROM COLOMBIA FROM 2008 TO 2017 (IN 1,000 UNITS)

Colombia: vehicle export volume 2008-2017

Source and methodology information

| | |
|-------------------------|---|
| Source(s) | Comunidad Andina; ACOLFA |
| Conducted by | ACOLFA |
| Survey period | 2008 to 2017 |
| Region(s) | Colombia |
| Number of respondents | <i>n.a.</i> |
| Age group | <i>n.a.</i> |
| Special characteristics | <i>n.a.</i> |
| Published by | Comunidad Andina |
| Publication date | June 2018 |
| Original source | Automotive Market in the Andean Community 2008-2017, page 4 |
| Website URL | visit the website |

Notes:

Figures have been rounded.

[Back to statistic](#)

DISTRIBUTION OF VEHICLES IMPORTED INTO COLOMBIA IN 2016, BY SEGMENT

Colombia: share of vehicles imported 2016, by segment

Source and methodology information

| | |
|-------------------------|--|
| Source(s) | CVN; DIAN; DANE (Colombia) |
| Conducted by | CVN |
| Survey period | 2016 |
| Region(s) | Colombia |
| Number of respondents | <i>n.a.</i> |
| Age group | <i>n.a.</i> |
| Special characteristics | <i>n.a.</i> |
| Published by | CVN |
| Publication date | April 2017 |
| Original source | CVN News - Automotive: Auto y camioneta autopartes, page 6 |
| Website URL | visit the website |

Notes:

n.a.

[Back to statistic](#)

DISTRIBUTION OF VEHICLES REGISTERED IN COLOMBIA FROM 2016 TO 2018, BY PRODUCTION ORIGIN

Colombia: share of vehicle registrations 2016-2018, by origin

Source and methodology information

| | |
|-------------------------|--|
| Source(s) | La República (Colombia); DANE (Colombia); FENALCO; ANDI; ANDEMOS; Banco de la República (Colombia); ANIF |
| Conducted by | DANE (Colombia); FENALCO; ANDI; ANDEMOS; Banco de la República (Colombia); ANIF |
| Survey period | 2016 and 2017 |
| Region(s) | Colombia, Central and South America |
| Number of respondents | <i>n.a.</i> |
| Age group | <i>n.a.</i> |
| Special characteristics | <i>n.a.</i> |
| Published by | La República (Colombia) |
| Publication date | February 2018 |
| Original source | larepublica.co |
| Website URL | visit the website |

Notes:

* Forecast.

[Back to statistic](#)

LEADING BRANDS OF VEHICLES IN COLOMBIA IN 2017, BASED ON UNIT SALES

Colombia: leading vehicle brands by unit sales 2017

Source and methodology information

| | |
|-------------------------|--|
| Source(s) | ANDEMOS |
| Conducted by | ANDEMOS |
| Survey period | 2017 |
| Region(s) | Colombia |
| Number of respondents | <i>n.a.</i> |
| Age group | <i>n.a.</i> |
| Special characteristics | <i>n.a.</i> |
| Published by | ANDEMOS |
| Publication date | January 2018 |
| Original source | andemos.org |
| Website URL | visit the website |

Notes:

n.a.

[Back to statistic](#)

SALES OF COMMERCIAL VEHICLES FOR PASSENGER TRANSPORTATION IN COLOMBIA IN 2017, BY BRAND*

Colombia: commercial vehicles for passengers key brands 2017, by sales

Source and methodology information

| | |
|-------------------------|--|
| Source(s) | ANDEMOS; RUNT |
| Conducted by | ANDEMOS; RUNT |
| Survey period | 2017 |
| Region(s) | Colombia |
| Number of respondents | <i>n.a.</i> |
| Age group | <i>n.a.</i> |
| Special characteristics | Excluding vans and other commercial vehicles for cargo transportation. |
| Published by | ANDEMOS |
| Publication date | January 2018 |
| Original source | Informe Vehiculos Diciembre Colombia 2017, page XV |
| Website URL | visit the website |

Notes:

* Commercial vehicles for passenger transportation include: buses, minibuses and microbuses.

[Back to statistic](#)

LEADING USED VEHICLE BRANDS IN COLOMBIA IN 2017, BY MARKET SHARE

Colombia: used vehicle market share 2017, by brand

Source and methodology information

| | |
|-------------------------|---|
| Source(s) | BBVA Research; ANDEMOS |
| Conducted by | BBVA Research; ANDEMOS |
| Survey period | 2017 |
| Region(s) | Colombia |
| Number of respondents | <i>n.a.</i> |
| Age group | <i>n.a.</i> |
| Special characteristics | Based on number of vehicles sold |
| Published by | BBVA Research |
| Publication date | March 2018 |
| Original source | Situación Automotriz 2018 - Colombia, page 31 |
| Website URL | visit the website |

Notes:

Missing percentage points to 100 percent are probably due to rounding.

[Back to statistic](#)

LEADING VEHICLE MODEL REGISTRATIONS IN COLOMBIA IN 2017, BY TYPE

Colombia: leading vehicle models by type & registrations 2017

Source and methodology information

| | |
|-------------------------|---|
| Source(s) | FENALCO; RUNT; ANDI |
| Conducted by | RUNT; ANDI; FENALCO |
| Survey period | 2017 |
| Region(s) | Colombia, Central and South America |
| Number of respondents | <i>n.a.</i> |
| Age group | <i>n.a.</i> |
| Special characteristics | <i>n.a.</i> |
| Published by | FENALCO; ANDI |
| Publication date | January 2018 |
| Original source | Informe del Sector Automotor a Diciembre 2017, page 8-9 |
| Website URL | visit the website |

Notes:

* Other models not specified in the study. The study includes the registration of vehicle models from 2014 or later, registered in the RUNT (Registro único nacional de tránsito) as new or unused license plate.

[Back to statistic](#)

LEADING LIGHT VEHICLE MODELS IN COLOMBIA IN OCTOBER 2017, BY NUMBER OF NEW VEHICLE REGISTRATIONS

Colombia: leading light vehicle models 2017

Source and methodology information

| | |
|-------------------------|---|
| Source(s) | FENALCO; RUNT; ANDI |
| Conducted by | RUNT; ANDI; FENALCO |
| Survey period | October 2017 |
| Region(s) | Colombia, Central and South America |
| Number of respondents | <i>n.a.</i> |
| Age group | <i>n.a.</i> |
| Special characteristics | Including passenger cars, light commercial vehicles and pickup trucks |
| Published by | FENALCO; ANDI |
| Publication date | February 2017 |
| Original source | Informe del Sector Automotor a Octubre 2017, page 7 |
| Website URL | visit the website |

Notes:

n.a.

[Back to statistic](#)